

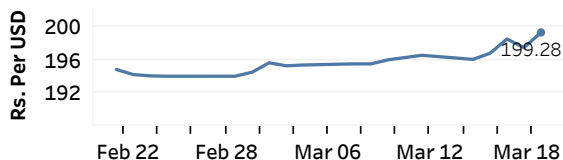


Real GDP 2020: -3.6%    NCPI Y-o-Y Change (2013=100) Jan: 3.7%    CCPI Y-o-Y Change (2013=100) Feb: 3.3%

### Exchange Rates

19-Mar-21	TT Buying	TT Selling
Rs. Per Unit		
USD	195.2800	200.1900
GBP	270.8168	278.5466
EUR	232.2120	238.7710
JPY	1.7945	1.8410

#### Indicative USD Spot Exchange Rate



Source: Central Bank of Sri Lanka

### Gold Price

17-Mar-21	18-Mar-21	19-Mar-21
USD 1,733.19	USD 1,752.81	USD 1,730.56

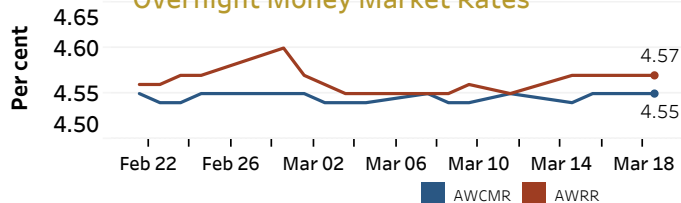


Source: Reuters

### Money Market

Policy Rates: SDF Rate: 4.50%    SLF Rate: 5.50%    Bank Rate: 8.50%    SRR: 2.00%

#### Overnight Money Market Rates



#### Yield Rates of T-Bills

	Primary Market	Secondary Market
	12-Mar-21	18-Mar-21
91 Day	4.99	4.72
182 Day	5.06	4.88
364 Day	5.10	4.94

Source: Central Bank of Sri Lanka

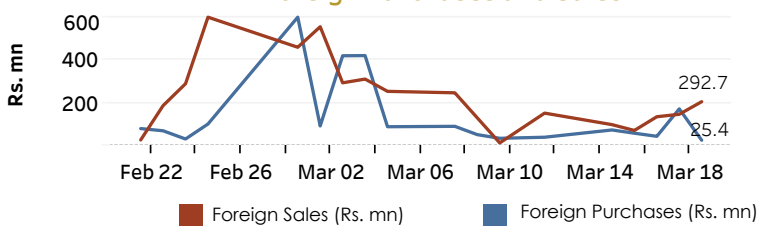
	18-Mar-21	19-Mar-21
Overnight Liquidity (Rs. bn)	132.78	119.18

### Share Market

	19-Mar-21
ASPI	6,854.32
S&P SL20	2,757.45
Daily Turnover	Rs. 1,378.47 mn

Market Capitalisation	PE Ratio
Rs. 2,994.36 bn	12.8

#### Foreign Purchases and Sales

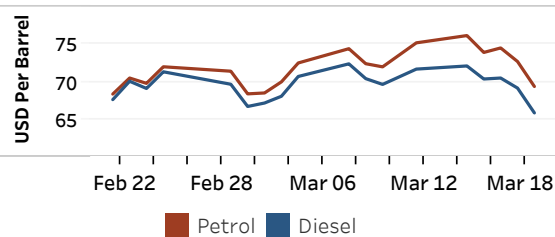


Source: Colombo Stock Exchange

### Energy

#### Refined Oil Products - Singapore Market

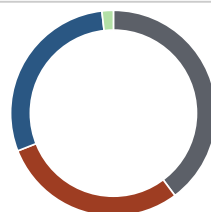
USD per Barrel	Petrol	Diesel
19-Mar-21	69.36	65.84



Source: Reuters

#### Electricity Generation

	19-Mar-21
Total Energy (GWh)	46.12
Peak Demand (MW)	2,608.80



Per cent	Source
42.5	Thermal Coal
38.7	Thermal Oil
18.7	Hydro
0.1	Wind

Source: Ceylon Electricity Board