

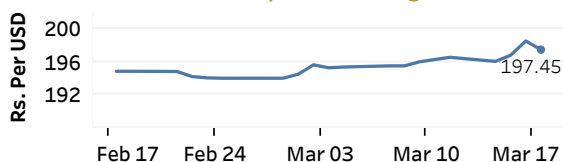


Real GDP 2020: -3.6% NCPI Y-o-Y Change (2013=100) Jan: 3.7% CCPI Y-o-Y Change (2013=100) Feb: 3.3%

Exchange Rates

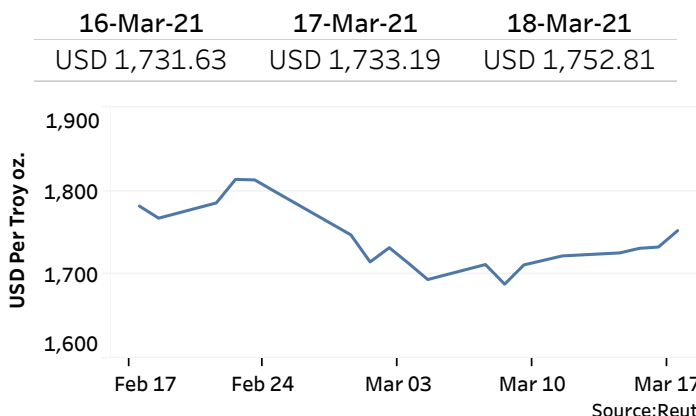
18-Mar-21	TT Buying	TT Selling
Rs. Per Unit		
USD	195.3045	201.5005
GBP	272.3197	282.2416
EUR	233.1295	241.9902
JPY	1.7987	1.8585

Indicative USD Spot Exchange Rate



Source: Central Bank of Sri Lanka

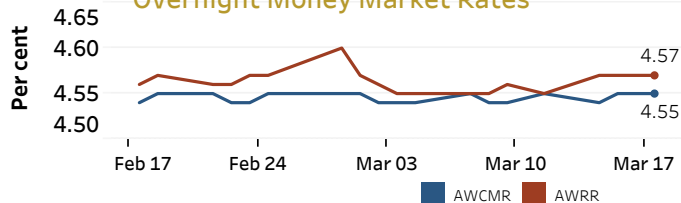
Gold Price



Money Market

Policy Rates: SDF Rate: 4.50% SLF Rate: 5.50% Bank Rate: 8.50% SRR: 2.00%

Overnight Money Market Rates



Yield Rates of T-Bills

	Primary Market	Secondary Market
	12-Mar-21	17-Mar-21
91 Day	4.99	4.70
182 Day	5.06	4.88
364 Day	5.10	4.94

Source: Central Bank of Sri Lanka

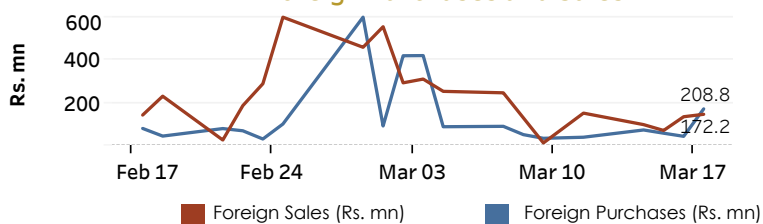
	17-Mar-21	18-Mar-21
Overnight Liquidity (Rs. bn)	140.03	132.78

Share Market

	18-Mar-21
ASPI	6,930.76
S&P SL20	2,774.78
Daily Turnover	Rs. 1,297.48 mn

Market Capitalisation	PE Ratio
Rs. 3,027.75 bn	12.9

Foreign Purchases and Sales

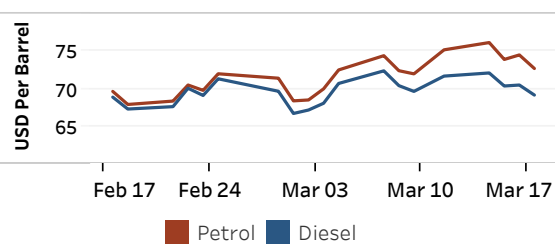


Source: Colombo Stock Exchange

Energy

Refined Oil Products - Singapore Market

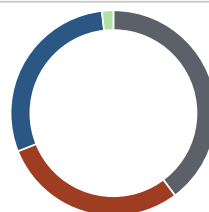
USD per Barrel	Petrol	Diesel
18-Mar-21	72.69	69.15



Source: Reuters

Electricity Generation

	18-Mar-21
Total Energy (GWh)	47.42
Peak Demand (MW)	2,643.60



Per cent	Source
41.4	Thermal Coal
38.1	Thermal Oil
20.1	Hydro
0.4	Wind

Source: Ceylon Electricity Board