

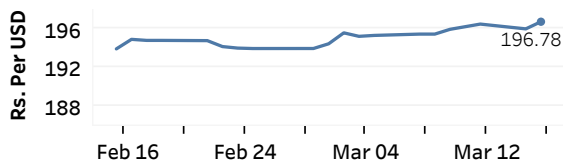


Real GDP 2020: -3.6%    NCPI Y-o-Y Change (2013=100) Jan: 3.7%    CCPI Y-o-Y Change (2013=100) Feb: 3.3%

### Exchange Rates

Rs. Per Unit	TT Buying	TT Selling
USD	195.2800	200.0600
GBP	270.1464	278.5470
EUR	231.7773	239.4779
JPY	1.7808	1.8442

#### Indicative USD Spot Exchange Rate



Source: Central Bank of Sri Lanka

### Gold Price

12-Mar-21	15-Mar-21	16-Mar-21
USD 1,722.59	USD 1,726.20	USD 1,731.63

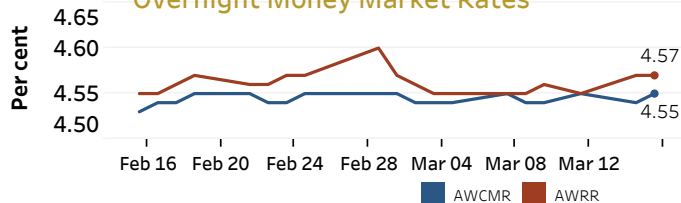


Source: Reuters

### Money Market

Policy Rates: SDF Rate: 4.50%    SLF Rate: 5.50%    Bank Rate: 8.50%    SRR: 2.00%

#### Overnight Money Market Rates



	15-Mar-21	16-Mar-21
Overnight Liquidity (Rs. bn)	156.56	138.56

#### Yield Rates of T-Bills

	Primary Market	Secondary Market
	12-Mar-21	15-Mar-21
91 Day	4.99	4.70
182 Day	5.06	5.00
364 Day	5.10	4.99

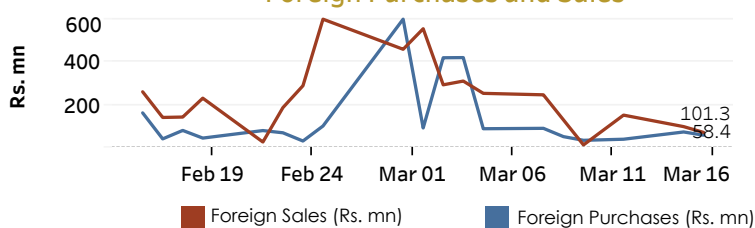
Source: Central Bank of Sri Lanka

### Share Market

	16-Mar-21
ASPI	7,119.70
S&P SL20	2,845.51
Daily Turnover	Rs. 1,227.40 mn

Market Capitalisation	PE Ratio
Rs. 3,113.50 bn	12.7

#### Foreign Purchases and Sales

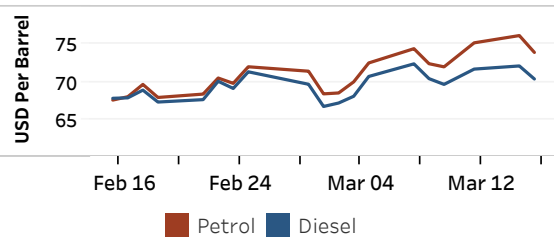


Source: Colombo Stock Exchange

### Energy

#### Refined Oil Products - Singapore Market

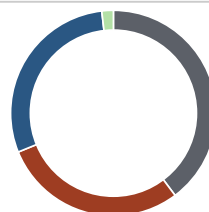
USD per Barrel	Petrol	Diesel
16-Mar-21	73.90	70.36



Source: Reuters

#### Electricity Generation

	16-Mar-21
Total Energy (GWh)	46.89
Peak Demand (MW)	2,642.20



Per cent	Source
41.5	Thermal Coal
38.6	Thermal Oil
19.5	Hydro
0.5	Wind

Source: Ceylon Electricity Board