

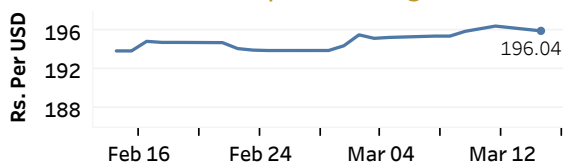


Real GDP 2020 Q3: 1.5% NCPI Y-o-Y Change (2013=100) Jan: 3.7% CCPI Y-o-Y Change (2013=100) Feb: 3.3%

Exchange Rates

Rs. Per Unit	TT Buying	TT Selling
USD	194.4280	198.9640
GBP	271.2431	278.5350
EUR	232.2767	238.8382
JPY	1.7902	1.8345

Indicative USD Spot Exchange Rate



Source: Central Bank of Sri Lanka

Gold Price

10-Mar-21	12-Mar-21	15-Mar-21
USD 1,711.85	USD 1,722.59	USD 1,726.20

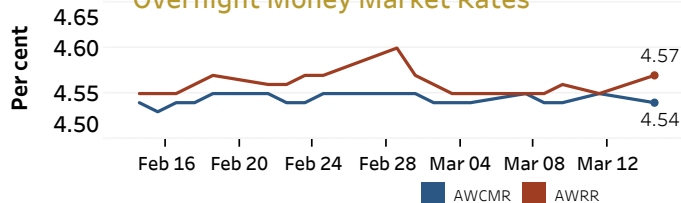


Source: Reuters

Money Market

Policy Rates: SDF Rate: 4.50% SLF Rate: 5.50% Bank Rate: 8.50% SRR: 2.00%

Overnight Money Market Rates



	12-Mar-21	15-Mar-21
Overnight Liquidity (Rs. bn)	181.38	156.56

Yield Rates of T-Bills

	Primary Market	Secondary Market
	12-Mar-21	12-Mar-21
91 Day	4.99	4.83
182 Day	5.06	4.99
364 Day	5.10	4.99

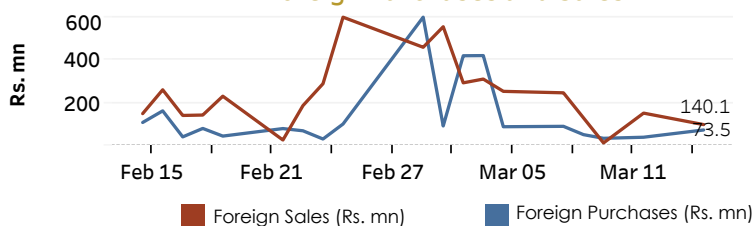
Source: Central Bank of Sri Lanka

Share Market

	15-Mar-21
ASPI	7,160.41
S&P SL20	2,862.81
Daily Turnover	Rs. 812.45 mn

Market Capitalisation	PE Ratio
Rs. 3,131.30 bn	12.8

Foreign Purchases and Sales

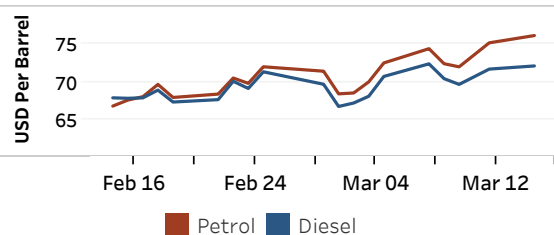


Source: Colombo Stock Exchange

Energy

Refined Oil Products - Singapore Market

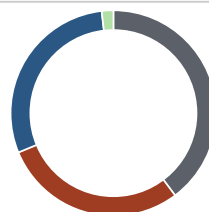
USD per Barrel	Petrol	Diesel
15-Mar-21	76.15	72.10



Source: Reuters

Electricity Generation

	15-Mar-21
Total Energy (GWh)	45.55
Peak Demand (MW)	2,657.90



Per cent	Source
43.2	Thermal Coal
35.7	Thermal Oil
20.3	Hydro
0.8	Wind

Source: Ceylon Electricity Board