

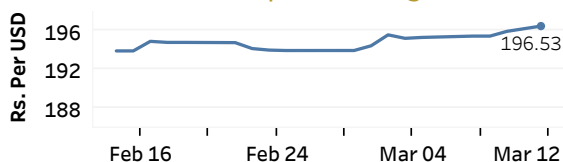


Real GDP 2020 Q3: 1.5% NCPI Y-o-Y Change (2013=100) Jan: 3.7% CCPI Y-o-Y Change (2013=100) Feb: 3.3%

Exchange Rates

12-Mar-21	TT Buying	TT Selling
Rs. Per Unit		
USD	194.4440	198.8740
GBP	272.5614	279.1007
EUR	231.8751	238.6082
JPY	1.7895	1.8374

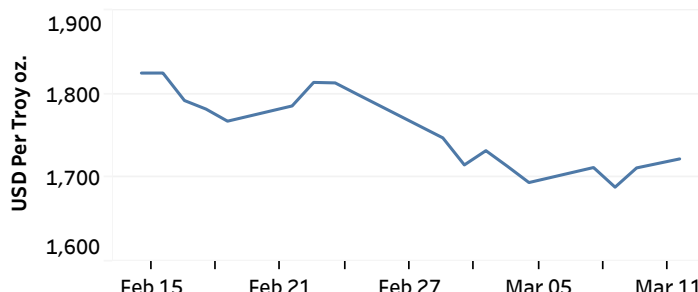
Indicative USD Spot Exchange Rate



Source: Central Bank of Sri Lanka

Gold Price

09-Mar-21	10-Mar-21	12-Mar-21
USD 1,688.85	USD 1,711.85	USD 1,722.59

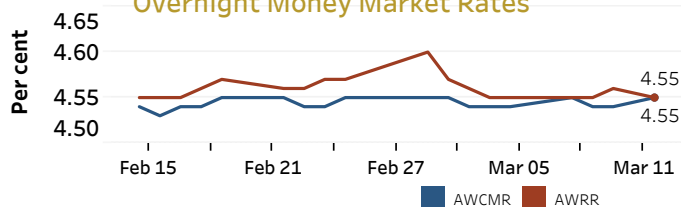


Source: Reuters

Money Market

Policy Rates: SDF Rate: 4.50% SLF Rate: 5.50% Bank Rate: 8.50% SRR: 2.00%

Overnight Money Market Rates



	10-Mar-21	12-Mar-21
Overnight Liquidity (Rs. bn)	172.68	181.38

Yield Rates of T-Bills

	Primary Market 05-Mar-21	Secondary Market 10-Mar-21
91 Day	4.95	4.37
182 Day	5.03	4.70
364 Day	5.10	5.07

Source: Central Bank of Sri Lanka

Share Market

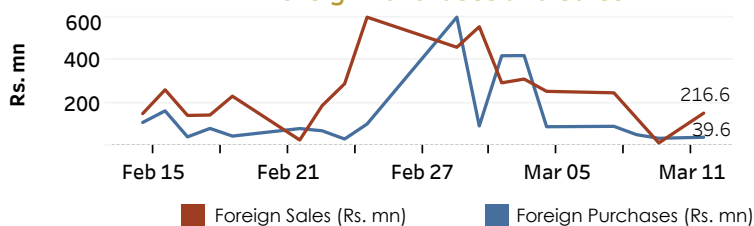
	12-Mar-21
ASPI	▲ 7,247.48
S&P SL20	▲ 2,893.44

Daily Turnover

Rs. 1,026.37 mn

Market Capitalisation	PE Ratio
Rs. 3,169.37 bn	13.0

Foreign Purchases and Sales

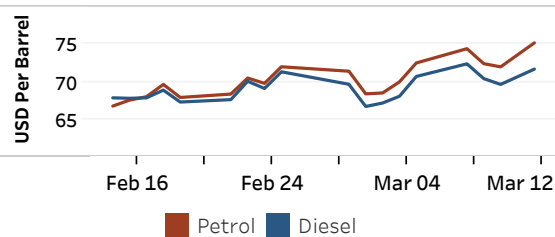


Source: Colombo Stock Exchange

Energy

Refined Oil Products - Singapore Market

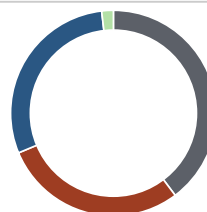
USD per Barrel	Petrol	Diesel
12-Mar-21	75.18	71.68



Source: Reuters

Electricity Generation

	12-Mar-21
Total Energy (GWh)	43.64
Peak Demand (MW)	2,580.30



Per cent	Source
45.0	Thermal Coal
39.1	Thermal Oil
14.8	Hydro
1.0	Wind

Source: Ceylon Electricity Board