

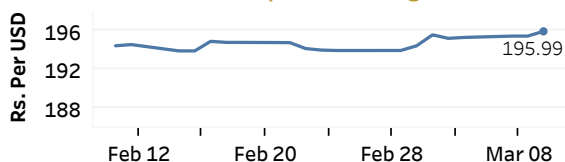


Real GDP 2020 Q3: 1.5% NCPI Y-o-Y Change (2013=100) Jan: 3.7% CCPI Y-o-Y Change (2013=100) Feb: 3.3%

Exchange Rates

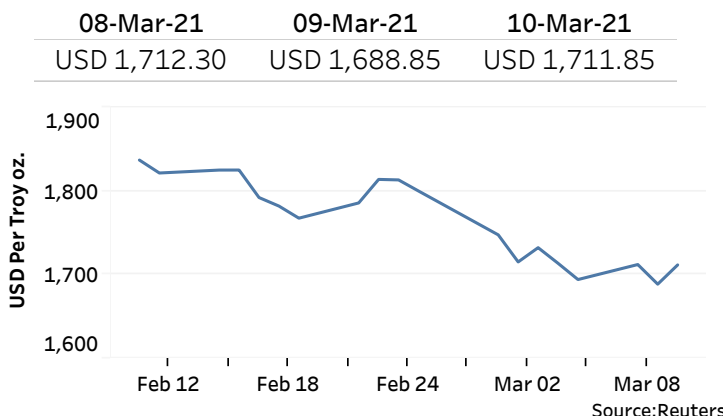
10-Mar-21	TT Buying	TT Selling
Rs. Per Unit		
USD	194.3740	198.6620
GBP	269.9734	276.3291
EUR	230.5839	236.5146
JPY	1.7888	1.8334

Indicative USD Spot Exchange Rate



Source: Central Bank of Sri Lanka

Gold Price

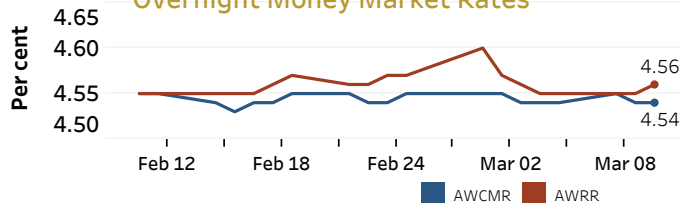


Source: Reuters

Money Market

Policy Rates: SDF Rate: 4.50% SLF Rate: 5.50% Bank Rate: 8.50% SRR: 2.00%

Overnight Money Market Rates



	09-Mar-21	10-Mar-21
Overnight Liquidity (Rs. bn)	175.783	172.678

Yield Rates of T-Bills

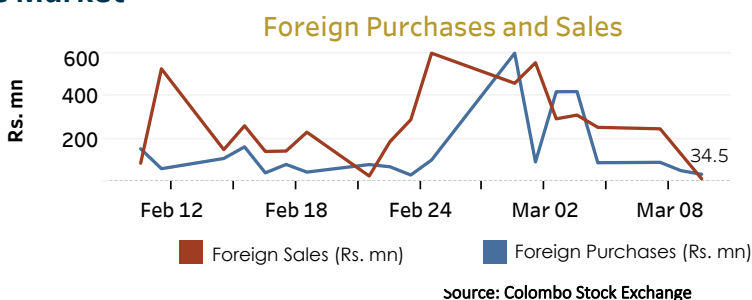
	Primary Market 05-Mar-21	Secondary Market 09-Mar-21
91 Day	4.95	4.37
182 Day	5.03	4.70
364 Day	5.10	5.07

Source: Central Bank of Sri Lanka

Share Market

	10-Mar-21
ASPI	7,212.66
S&P SL20	2,867.82
Daily Turnover	Rs. 655.81 mn

Market Capitalisation	PE Ratio
Rs. 3,154.15 bn	12.9

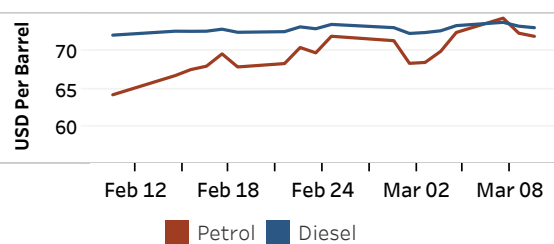


source: Colombo Stock Exchange

Energy

Refined Oil Products - Singapore Market

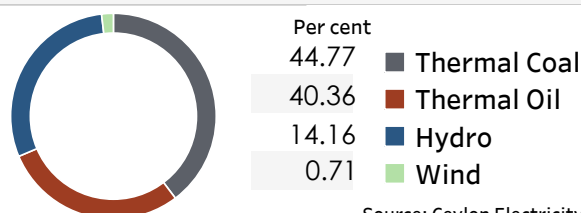
USD per Barrel	Petrol	Diesel
10-Mar-21	71.98	69.64



Source: Reuters

Electricity Generation

	10-Mar-21
Total Energy (GWh)	43.75
Peak Demand (MW)	2,395.8



Source: Ceylon Electricity Board