

Daily Price Report

A Summary of Price Developments - 13 March 2018



Vegetables

- Prices of most varieties of **vegetables** demonstrated **mixed movements** in both **Pettah** and **Dambulla** markets.



Rice

- Prices of most varieties of **rice** **remained stable** in both **Pettah** and **Marandagahamula** markets.



Fish

- Prices of most varieties of **fish** **increased** in **Peliyagoda** market due to **disruptions** occurred by the **adverse weather conditions**.



Other

- Price of **Big Onions (imported)** **decreased** in both **Pettah** and **Dambulla** markets due to **reduced import prices** of onions from **India**.
- **Potatoes (local)** **decreased** in **Pettah** market due to the arrival of **new stocks** from **Jaffna**.



Wholesale and Retail Prices of Selected Food Commodities - 2018/03/13

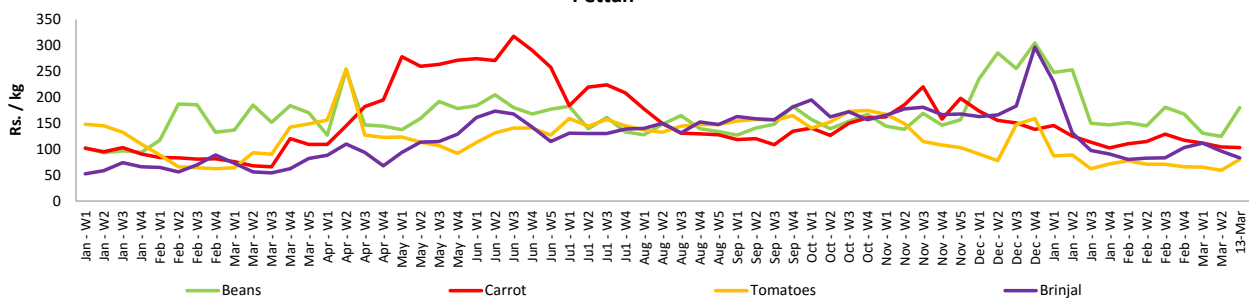
Vegetables

| Item | Unit | Wholesale | | | | Retail | | | |
|-------------|--------|-------------------------|--------|-------------------------|-------|-------------------------|--------|-------------------------|--------|
| | | Pettah | | Dambulla | | Pettah | | Dambulla | |
| | | Previous 5 Days Average | Today | Previous 5 Days Average | Today | Previous 5 Days Average | Today | Previous 5 Days Average | Today |
| Beans | Rs./Kg | 89.00 | 140.00 | 85.00 | 83.00 | 127.00 | 180.00 | 105.00 | 103.00 |
| Carrot | Rs./Kg | 68.00 | 70.00 | 81.00 | 78.00 | 105.00 | 103.00 | 102.00 | 98.00 |
| Cabbage | Rs./Kg | 30.00 | 32.00 | 23.00 | 38.00 | 61.00 | 63.00 | 61.00 | 58.00 |
| Tomatoes | Rs./Kg | 32.00 | 46.00 | 24.00 | 33.00 | 63.00 | 80.00 | 45.00 | 53.00 |
| Brinjal | Rs./Kg | 62.00 | 50.00 | 60.00 | 43.00 | 93.00 | 83.00 | 79.00 | 63.00 |
| Pumpkin | Rs./Kg | 53.00 | 47.00 | 48.00 | 48.00 | 76.00 | 75.00 | 67.00 | 68.00 |
| Snake gourd | Rs./Kg | 49.00 | 57.00 | 41.00 | 48.00 | 78.00 | 87.00 | 60.00 | 68.00 |

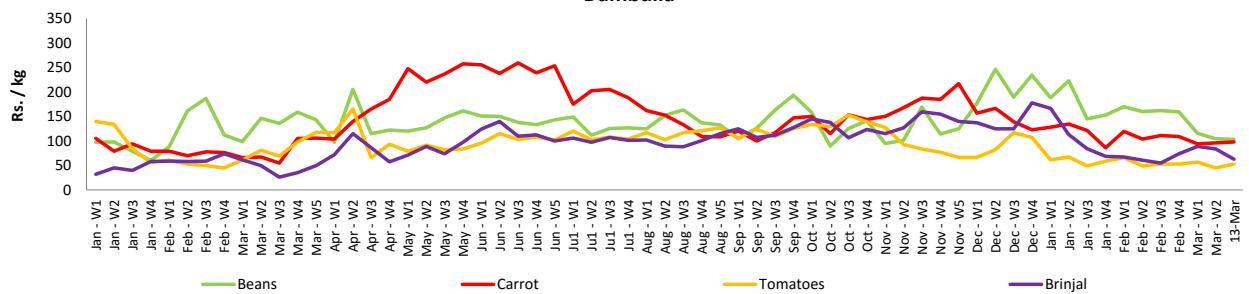
- Price increased by more than 5% compared to previous week average price.
- Price decreased by more than 5% compared to previous week average price.

Retail Prices

Pettah



Dambulla



Wholesale and Retail Prices of Selected Food Commodities - 2018/03/13

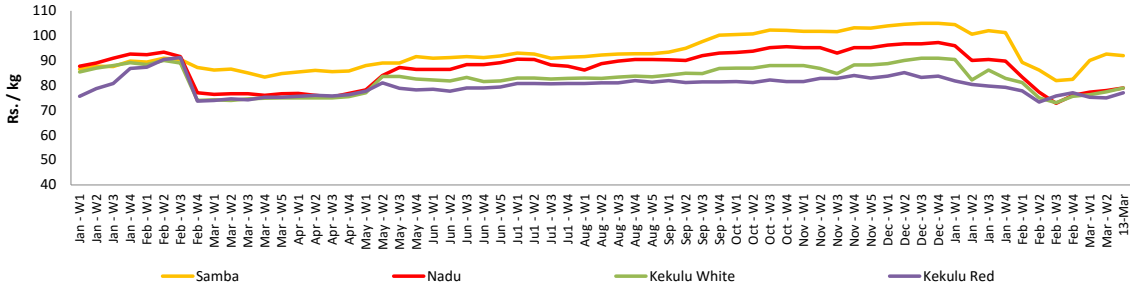
Rice

| Item | Unit | Wholesale | | | | Retail | |
|--------------|--------|-------------------------|-------|-------------------------|--------|-------------------------|--------|
| | | Maradaghamula | | Pettah | | Pettah | |
| | | Previous 5 Days Average | Today | Previous 5 Days Average | Today | Previous 5 Days Average | Today |
| Samba | Rs./Kg | 93.00 | 92.00 | 104.00 | 105.00 | 110.00 | 110.00 |
| Nadu | Rs./Kg | 78.00 | 79.00 | 75.00 | 74.00 | 81.00 | 80.00 |
| Kekulu White | Rs./Kg | 78.00 | 79.00 | 73.00 | 73.00 | 80.00 | 80.00 |
| Kekulu Red | Rs./Kg | 75.00 | 77.00 | 73.00 | 73.00 | 80.00 | 80.00 |

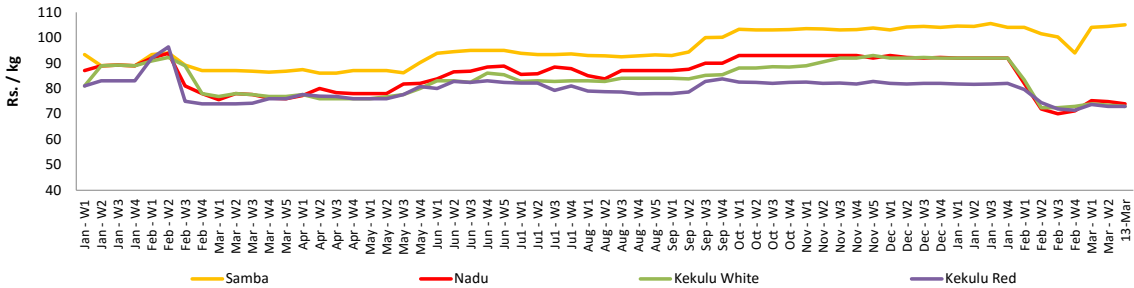
- Price increased by more than 5% compared to previous week average price.
- Price decreased by more than 5% compared to previous week average price.

Wholesale Prices

Maradaghamula

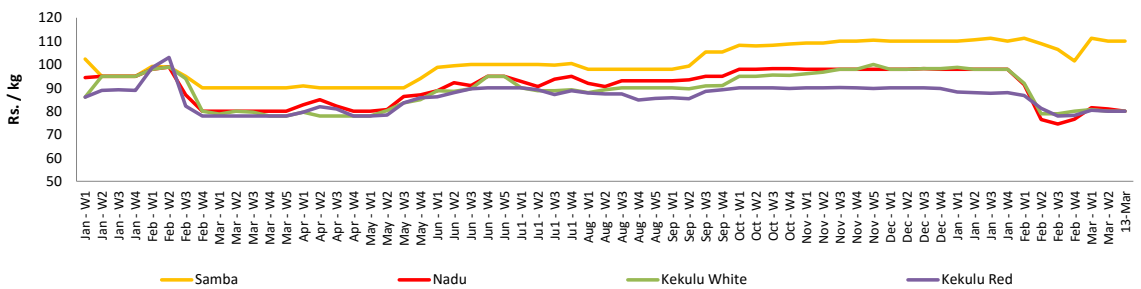


Pettah



Retail Prices

Pettah



Wholesale and Retail Prices of Selected Food Commodities - 2018/03/13

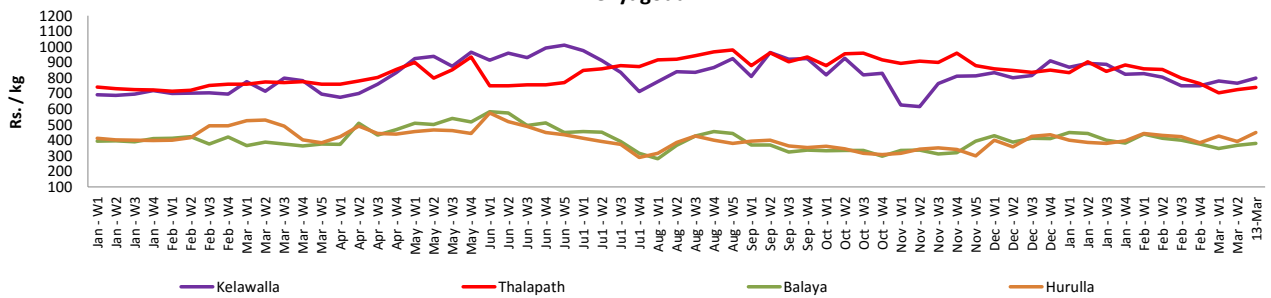
Fish

| Item | Unit | Wholesale | | | | Retail | | | |
|-----------|--------|-------------------------|--------|-------------------------|--------|-------------------------|--------|-------------------------|--------|
| | | Peliyagoda | | Negombo | | Peliyagoda | | Negombo | |
| | | Previous 5 Days Average | Today | Previous 5 Days Average | Today | Previous 5 Days Average | Today | Previous 5 Days Average | Today |
| Kelawalla | Rs./Kg | 448.00 | 480.00 | 528.00 | 530.00 | 774.00 | 800.00 | 746.00 | 750.00 |
| Thalapath | Rs./Kg | 580.00 | 600.00 | 672.00 | 700.00 | 713.00 | 740.00 | 878.00 | 900.00 |
| Balaya | Rs./Kg | 260.00 | 280.00 | 260.00 | 270.00 | 360.00 | 380.00 | 404.00 | 420.00 |
| Paraw | Rs./Kg | 404.00 | 480.00 | 536.00 | 520.00 | 710.00 | 800.00 | 852.00 | 820.00 |
| Salaya | Rs./Kg | 126.00 | 130.00 | 118.00 | 120.00 | 168.00 | 180.00 | 202.00 | 200.00 |
| Hurulla | Rs./Kg | 272.00 | 350.00 | 274.00 | 260.00 | 372.00 | 450.00 | 374.00 | 360.00 |

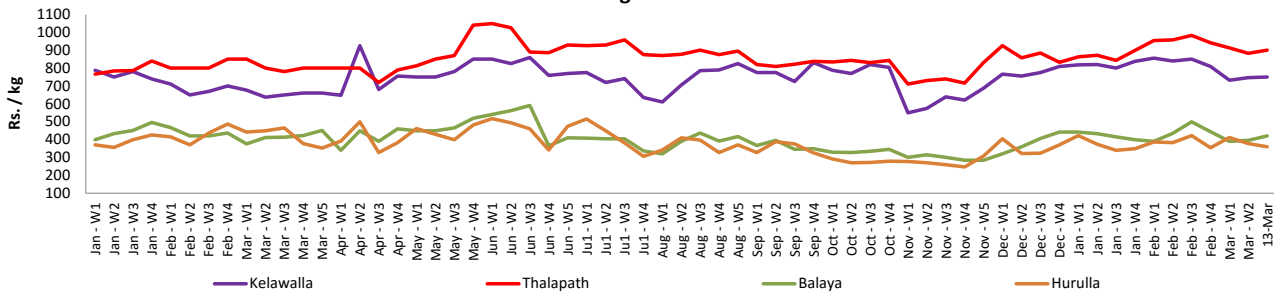
- Price increased by more than 5% compared to previous week average price.
- Price decreased by more than 5% compared to previous week average price.

Retail Prices

Peliyagoda



Negombo



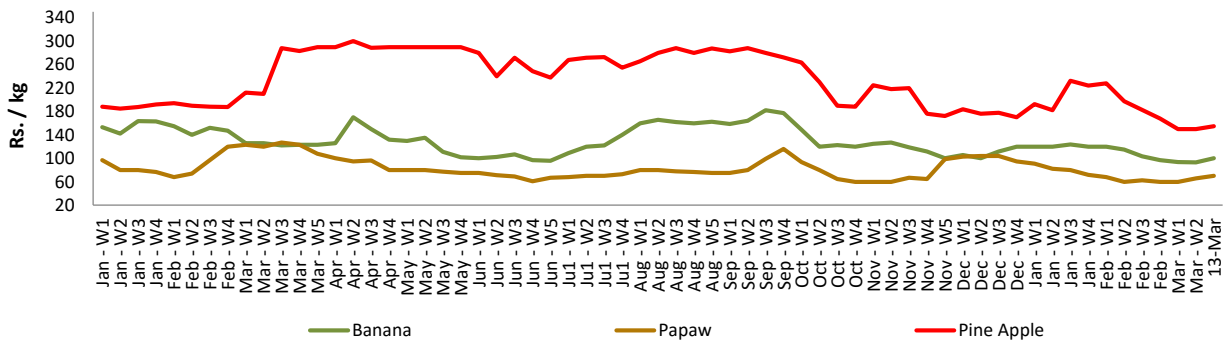
Wholesale and Retail Prices of Selected Food Commodities - 2018/03/13

Fruits

| Item | Unit | Wholesale | | Retail | |
|---------------|--------|-------------------------|--------|-------------------------|--------|
| | | Pettah | | | |
| | | Previous 5 Days Average | Today | Previous 5 Days Average | Today |
| Banana (Sour) | Rs./Kg | 60.00 | 65.00 | 93.00 | 100.00 |
| Papaw | Rs./Kg | 44.00 | 45.00 | 68.00 | 70.00 |
| Pineapple | Rs./Kg | 126.00 | 130.00 | 150.00 | 155.00 |

- Price increased by more than 5% compared to previous week average price.
- Price decreased by more than 5% compared to previous week average price.

Retail - Pettah



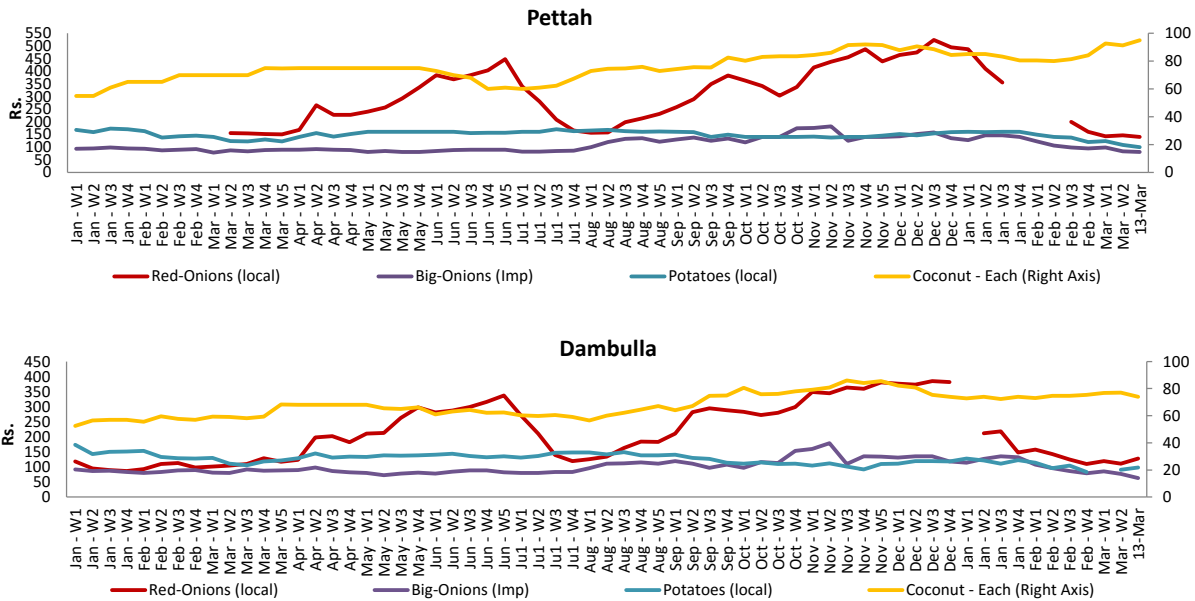
Wholesale and Retail Prices of Selected Food Commodities - 2018/03/13

Other

| Item | Unit | Wholesale | | | | Retail | | | |
|----------------------|----------|-------------------------|--------|-------------------------|--------|-------------------------|--------|-------------------------|--------|
| | | Pettah | | Dambulla | | Pettah | | Dambulla | |
| | | Previous 5 Days Average | Today | Previous 5 Days Average | Today | Previous 5 Days Average | Today | Previous 5 Days Average | Today |
| Red-Onions (local) | Rs./Kg | 119.00 | 120.00 | 100.00 | 118.00 | 147.00 | 140.00 | 112.00 | 128.00 |
| Red-Onions (Imp) | Rs./Kg | 114.00 | 120.00 | 98.00 | 115.00 | 138.00 | 140.00 | 111.00 | 128.00 |
| Big-Onions (local) | Rs./Kg | n.a. | n.a. | n.a. | n.a. | n.a. | n.a. | n.a. | n.a. |
| Big-Onions (Imp) | Rs./Kg | 62.00 | 55.00 | 57.00 | 54.00 | 83.00 | 80.00 | 75.00 | 63.00 |
| Potatoes (local) | Rs./Kg | 79.00 | 75.00 | 82.00 | 88.00 | 107.00 | 100.00 | 93.00 | 98.00 |
| Potatoes (Imp) | Rs./Kg | 54.00 | 55.00 | | | 71.00 | 70.00 | | |
| Dried Chillies (Imp) | Rs./Kg | 221.00 | 220.00 | 229.00 | 248.00 | 288.00 | 270.00 | 240.00 | 258.00 |
| Coconut | Rs./Nut | 81.00 | 80.00 | 71.00 | 69.00 | 92.00 | 95.00 | 77.00 | 74.00 |
| Coconut oil | Rs./Ltr | 360.00 | 360.00 | | | 381.00 | 380.00 | | |
| Dhal | Rs./Kg | 110.00 | 110.00 | | | 127.00 | 130.00 | | |
| Sugar | Rs./Kg | 100.00 | 100.00 | | | 110.00 | 110.00 | | |
| Eggs | Rs./Each | 13.00 | 13.00 | | | 14.00 | 14.00 | | |
| Katta | Rs./Kg | 800.00 | 800.00 | | | 850.00 | 850.00 | | |
| Sprats | Rs./Kg | 500.00 | 500.00 | | | 550.00 | 550.00 | | |

- Price increased by more than 5% compared to previous week average price.
- Price decreased by more than 5% compared to previous week average price.

Retail Prices



* Prices of food commodities may vary due to quality and markets among other factors.