

# Daily Price Report

---

## A Summary of Price Developments - 08 March 2018

---



### Vegetables

- Prices of most varieties of **vegetables** demonstrated **mixed movements** in both **Pettah** and **Dambulla** markets after continuous decrease observed during last three days.



### Rice

- Retail price of **Nadu** increased in **Pettah** market while prices of **other observed varieties remained stable**.



### Fish

- Prices of most varieties of **fish** **decreased** in **Negombo** market while **prices in Peliyagoda** demonstrated **mixed movements**.



# Wholesale and Retail Prices of Selected Food Commodities - 2018/03/08

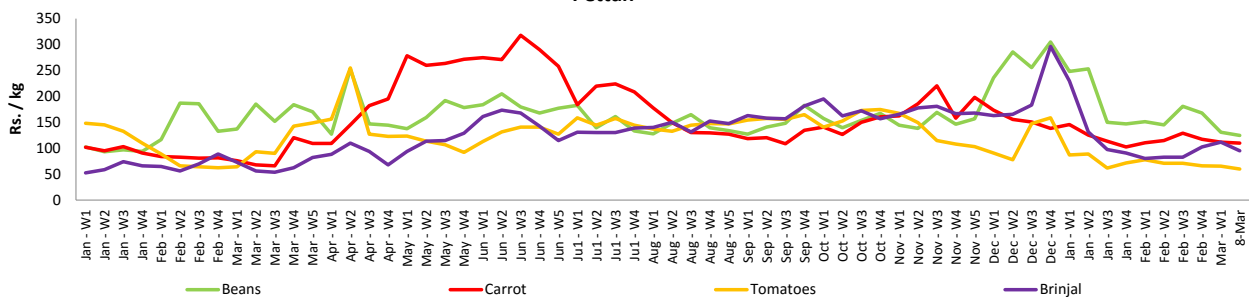
## Vegetables

Item	Unit	Wholesale				Retail			
		Pettah		Dambulla		Pettah		Dambulla	
		Previous 5 Days Average	Today	Previous 5 Days Average	Today	Previous 5 Days Average	Today	Previous 5 Days Average	Today
Beans	Rs./Kg	80.00	90.00	81.00	75.00	117.00	125.00	102.00	90.00
Carrot	Rs./Kg	70.00	70.00	67.00	85.00	104.00	110.00	87.00	110.00
Cabbage	Rs./Kg	31.00	30.00	25.00	23.00	65.00	55.00	45.00	33.00
Tomatoes	Rs./Kg	29.00	33.00	27.00	23.00	59.00	60.00	47.00	45.00
Brinjal	Rs./Kg	68.00	65.00	65.00	53.00	101.00	95.00	85.00	65.00
Pumpkin	Rs./Kg	57.00	58.00	50.00	58.00	78.00	75.00	70.00	78.00
Snake gourd	Rs./Kg	47.00	50.00	41.00	38.00	78.00	85.00	61.00	53.00

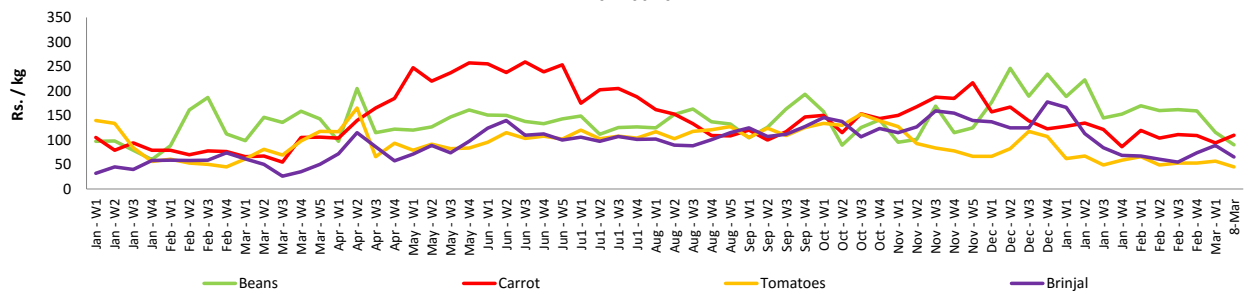
- Price increased by more than 5% compared to previous week average price.
- Price decreased by more than 5% compared to previous week average price.

### Retail Prices

#### Pettah



#### Dambulla



# Wholesale and Retail Prices of Selected Food Commodities - 2018/03/08

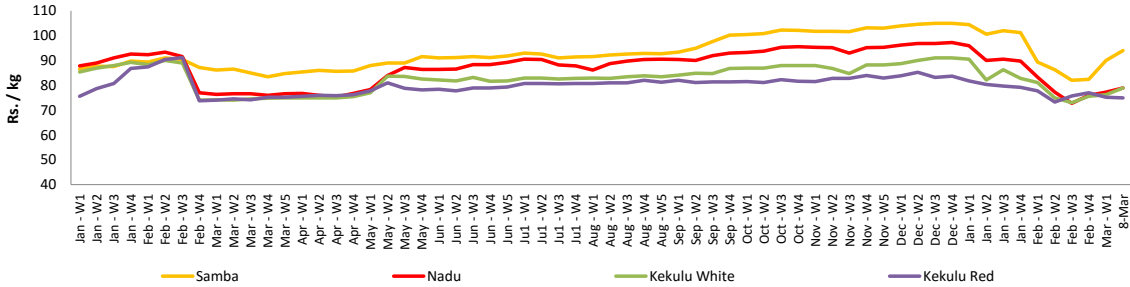
## Rice

Item	Unit	Wholesale				Retail	
		Maradaghamula		Pettah		Pettah	
		Previous 5 Days Average	Today	Previous 5 Days Average	Today	Previous 5 Days Average	Today
Samba	Rs./Kg	92.00	94.00	105.00	102.00	111.00	110.00
Nadu	Rs./Kg	78.00	79.00	75.00	78.00	81.00	85.00
Kekulu White	Rs./Kg	77.00	79.00	74.00	75.00	81.00	80.00
Kekulu Red	Rs./Kg	75.00	75.00	74.00	73.00	81.00	80.00

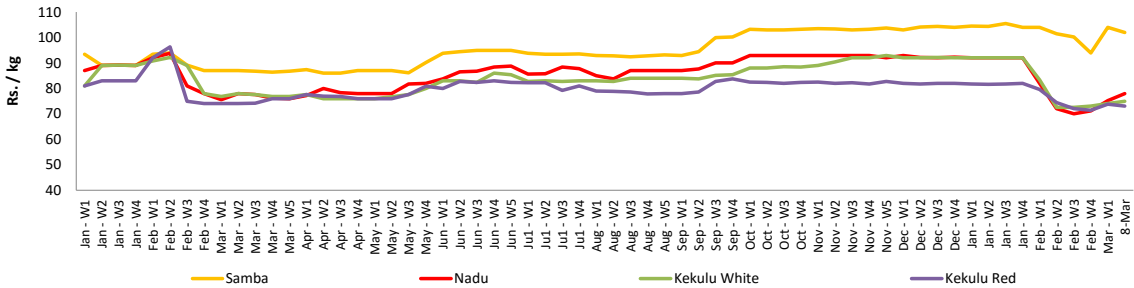
- Price increased by more than 5% compared to previous week average price.
- Price decreased by more than 5% compared to previous week average price.

### Wholesale Prices

#### Maradaghamula

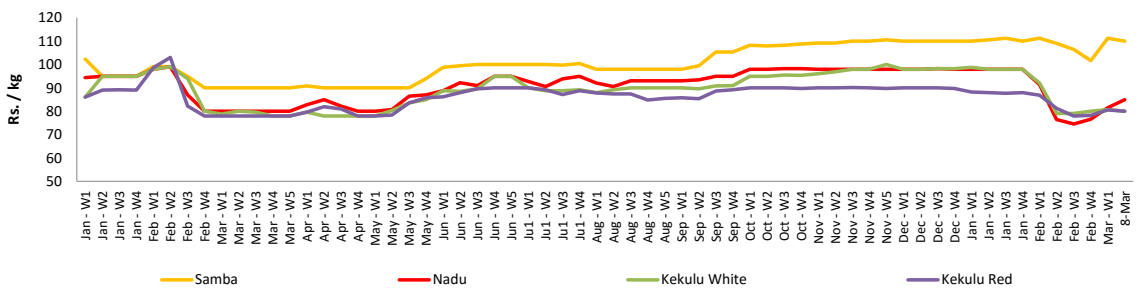


#### Pettah



### Retail Prices

#### Pettah



# Wholesale and Retail Prices of Selected Food Commodities - 2018/03/08

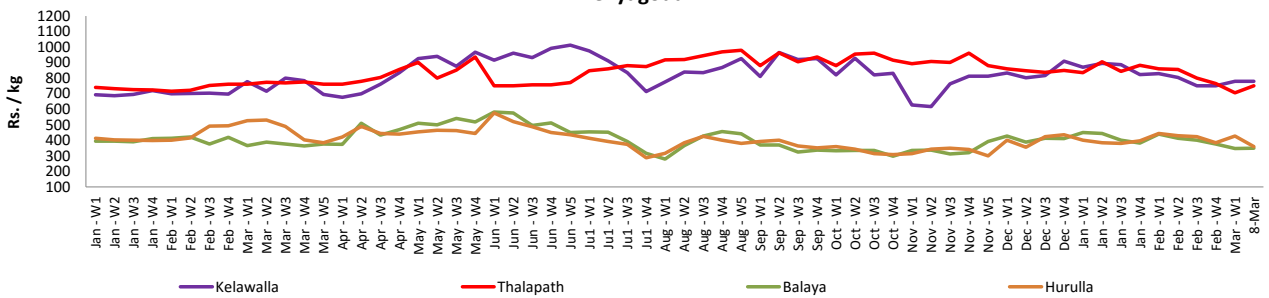
## Fish

Item	Unit	Wholesale				Retail			
		Peliyagoda		Negombo		Peliyagoda		Negombo	
		Previous 5 Days Average	Today	Previous 5 Days Average	Today	Previous 5 Days Average	Today	Previous 5 Days Average	Today
Kelawalla	Rs./Kg	434.00	450.00	520.00	500.00	764.00	780.00	756.00	700.00
Thalapath	Rs./Kg	568.00	600.00	700.00	640.00	710.00	750.00	902.00	840.00
Balaya	Rs./Kg	272.00	250.00	258.00	220.00	374.00	350.00	396.00	380.00
Paraw	Rs./Kg	418.00	400.00	560.00	520.00	738.00	700.00	860.00	820.00
Salaya	Rs./Kg	122.00	140.00	116.00	110.00	166.00	180.00	198.00	200.00
Hurulla	Rs./Kg	320.00	260.00	304.00	240.00	423.00	360.00	404.00	340.00

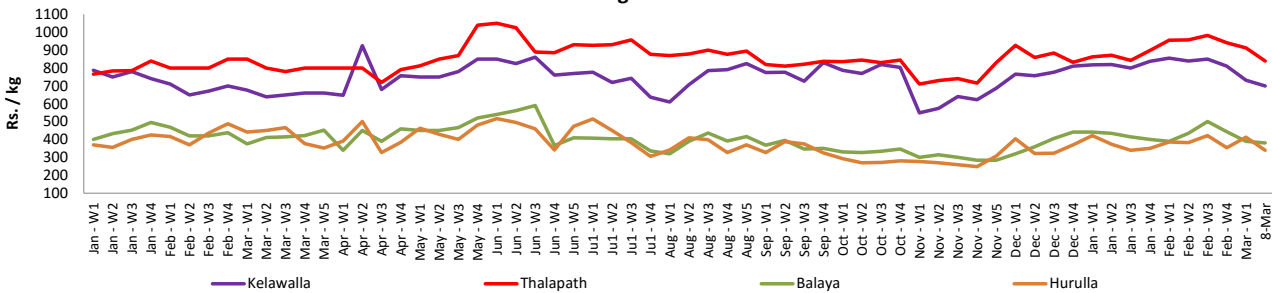
- Price increased by more than 5% compared to previous week average price.
- Price decreased by more than 5% compared to previous week average price.

### Retail Prices

#### Peliyagoda



#### Negombo



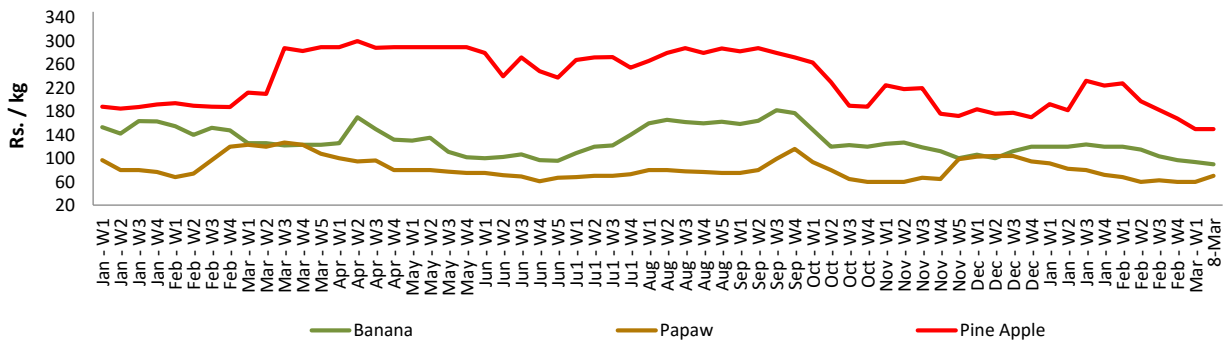
# Wholesale and Retail Prices of Selected Food Commodities - 2018/03/08

## Fruits

Item	Unit	Wholesale		Retail	
		Pettah			
		Previous 5 Days Average	Today	Previous 5 Days Average	Today
Banana (Sour)	Rs./Kg	60.00	60.00	93.00	90.00
Papaw	Rs./Kg	41.00	45.00	62.00	70.00
Pineapple	Rs./Kg	121.00	125.00	150.00	150.00

- Price increased by more than 5% compared to previous week average price.
- Price decreased by more than 5% compared to previous week average price.

Retail - Pettah



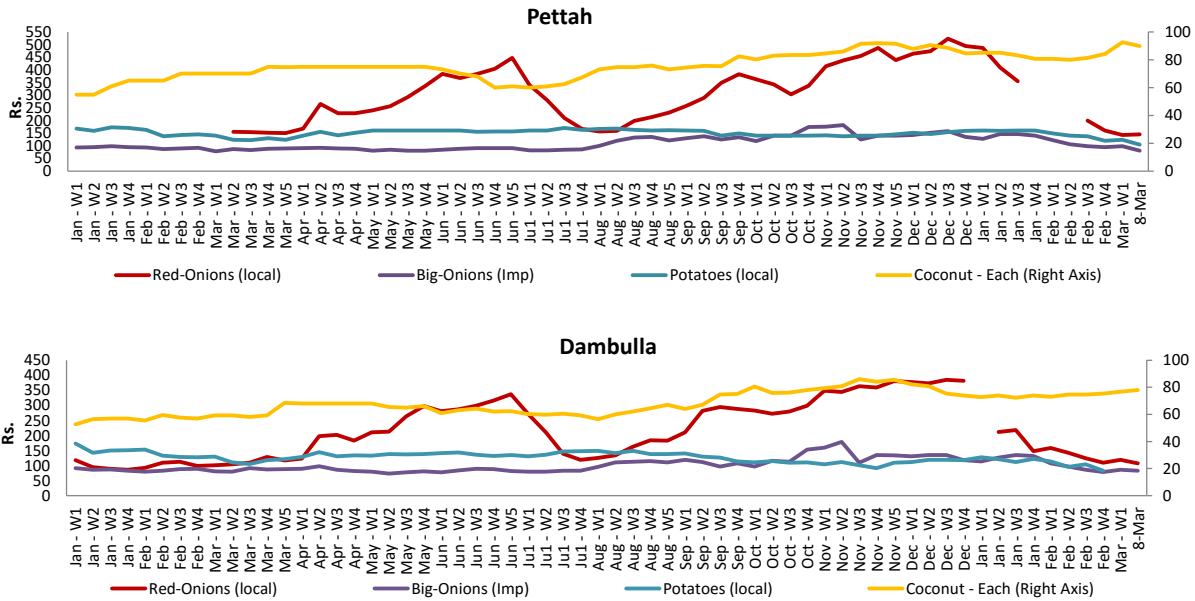
# Wholesale and Retail Prices of Selected Food Commodities - 2018/03/08

## Other

Item	Unit	Wholesale				Retail			
		Pettah		Dambulla		Pettah		Dambulla	
		Previous 5 Days Average	Today	Previous 5 Days Average	Today	Previous 5 Days Average	Today	Previous 5 Days Average	Today
Red-Onions (local)	Rs./Kg	113.00	120.00	99.00	95.00	145.00	145.00	111.00	108.00
Red-Onions (Imp)	Rs./Kg	117.00	110.00	99.00	100.00	144.00	140.00	109.00	118.00
Big-Onions (local)	Rs./Kg	n.a.	n.a.	n.a.	n.a.	n.a.	n.a.	n.a.	n.a.
Big-Onions (Imp)	Rs./Kg	74.00	57.00	68.00	55.00	92.00	80.00	80.00	83.00
Potatoes (local)	Rs./Kg	84.00	80.00	81.00	n.a.	110.00	105.00	91.00	n.a.
Potatoes (Imp)	Rs./Kg	59.00	58.00			77.00	75.00		
Dried Chillies (Imp)	Rs./Kg	221.00	220.00	226.00	223.00	270.00	260.00	236.00	240.00
Coconut	Rs./Nut	82.00	80.00	71.00	71.00	92.00	90.00	77.00	78.00
Coconut oil	Rs./Ltr	357.00	370.00			377.00	395.00		
Dhal	Rs./Kg	110.00	110.00			127.00	125.00		
Sugar	Rs./Kg	100.00	100.00			110.00	110.00		
Eggs	Rs./Each	13.00	13.00			14.00	14.00		
Katta	Rs./Kg	808.00	800.00			850.00	850.00		
Sprats	Rs./Kg	500.00	500.00			550.00	550.00		

- Price increased by more than 5% compared to previous week average price.
- Price decreased by more than 5% compared to previous week average price.

### Retail Prices



\* Prices of food commodities may vary due to quality and markets among other factors.