

Daily Price Report

A Summary of Price Developments - 07 March 2018



Vegetables

- Prices of most varieties of **vegetables continued the decreasing trend** in both **Pettah** and **Dambulla** markets.



Rice

- Price of most varieties of **rice demonstrated some level of stability** in both **Pettah** and **Marandaghamula** markets.



Other

- Price of Local **Potatoes decreased** in both **Pettah** and **Dambulla markets** due to **favourable supply from Welimada and Jaffna**.



Wholesale and Retail Prices of Selected Food Commodities - 2018/03/07

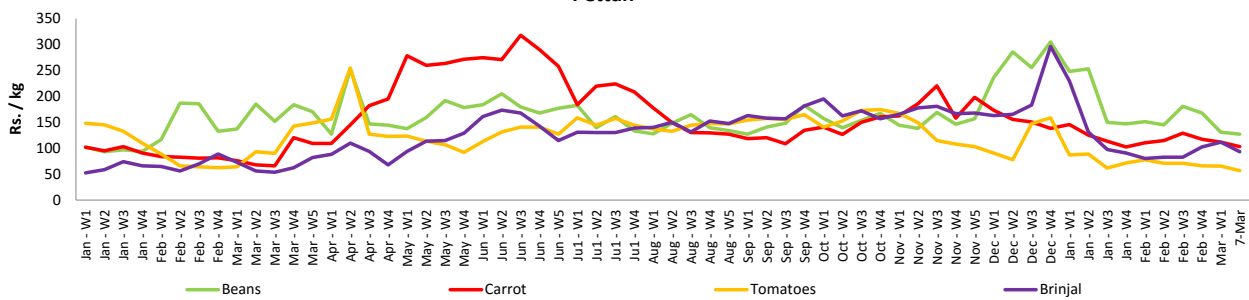
Vegetables

Item	Unit	Wholesale				Retail			
		Pettah		Dambulla		Pettah		Dambulla	
		Previous 5 Days Average	Today	Previous 5 Days Average	Today	Previous 5 Days Average	Today	Previous 5 Days Average	Today
Beans	Rs./Kg	85.00	88.00	88.00	90.00	121.00	127.00	108.00	113.00
Carrot	Rs./Kg	70.00	68.00	71.00	73.00	105.00	103.00	91.00	93.00
Cabbage	Rs./Kg	34.00	24.00	30.00	11.00	69.00	58.00	50.00	31.00
Tomatoes	Rs./Kg	31.00	27.00	30.00	25.00	62.00	57.00	50.00	45.00
Brinjal	Rs./Kg	68.00	60.00	67.00	65.00	103.00	93.00	87.00	85.00
Pumpkin	Rs./Kg	57.00	51.00	51.00	58.00	79.00	73.00	71.00	78.00
Snake gourd	Rs./Kg	48.00	40.00	44.00	43.00	81.00	67.00	64.00	63.00

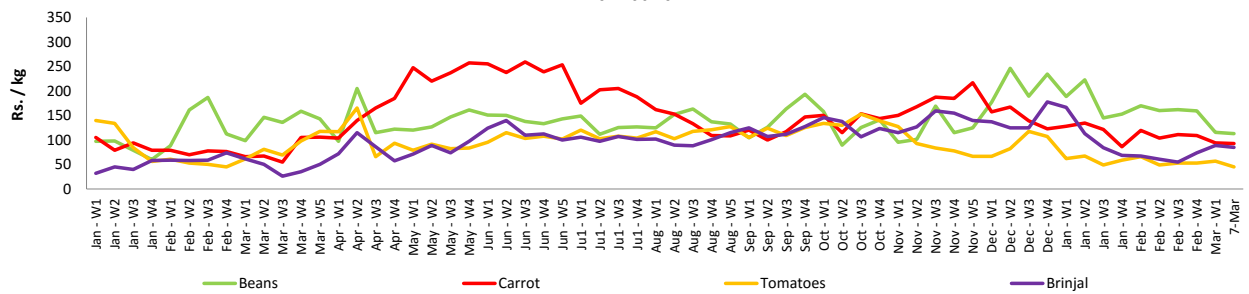
- Price increased by more than 5% compared to previous week average price.
- Price decreased by more than 5% compared to previous week average price.

Retail Prices

Pettah



Dambulla



Wholesale and Retail Prices of Selected Food Commodities - 2018/03/07

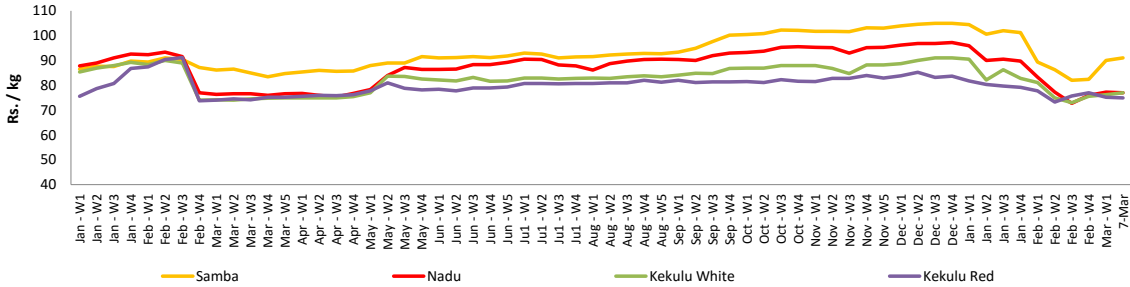
Rice

Item	Unit	Wholesale				Retail	
		Maradaghamula		Pettah		Pettah	
		Previous 5 Days Average	Today	Previous 5 Days Average	Today	Previous 5 Days Average	Today
Samba	Rs./Kg	91.00	91.00	105.00	105.00	111.00	110.00
Nadu	Rs./Kg	78.00	77.00	75.00	74.00	82.00	80.00
Kekulu White	Rs./Kg	76.00	77.00	74.00	73.00	81.00	80.00
Kekulu Red	Rs./Kg	75.00	75.00	74.00	73.00	81.00	80.00

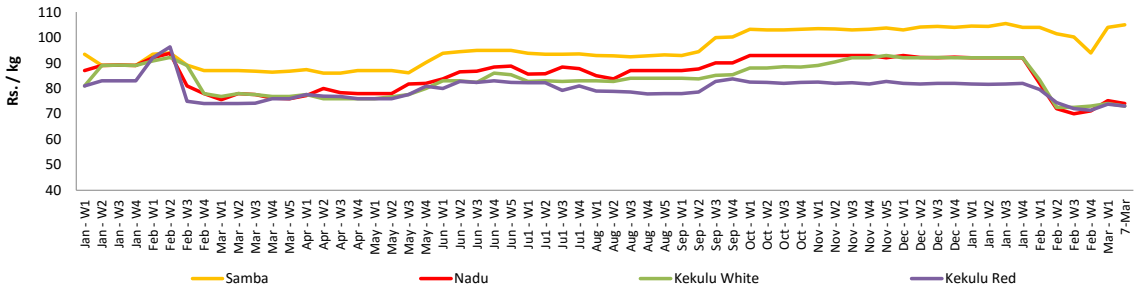
- Price increased by more than 5% compared to previous week average price.
- Price decreased by more than 5% compared to previous week average price.

Wholesale Prices

Maradaghamula

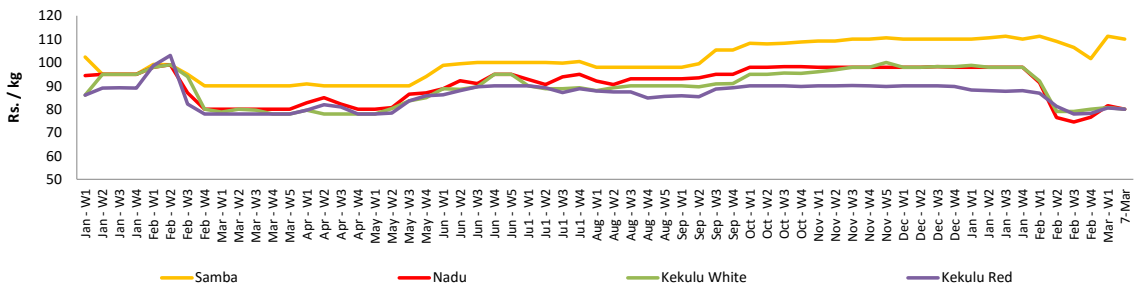


Pettah



Retail Prices

Pettah



Wholesale and Retail Prices of Selected Food Commodities - 2018/03/07

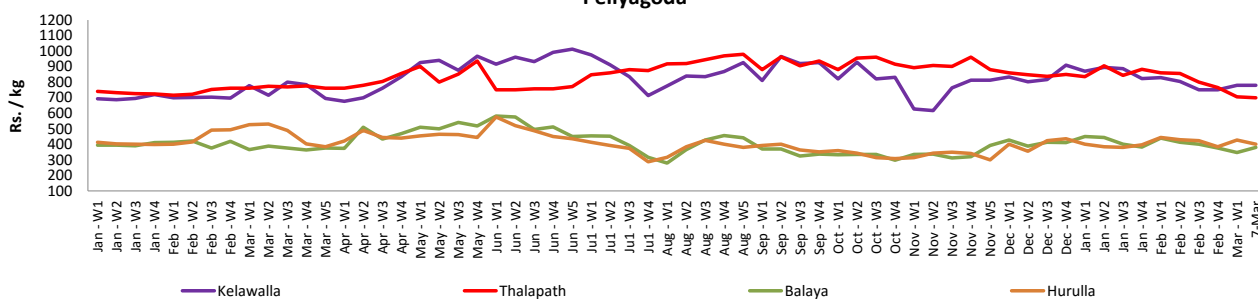
Fish

Item	Unit	Wholesale				Retail			
		Peliyagoda		Negombo		Peliyagoda		Negombo	
		Previous 5 Days Average	Today	Previous 5 Days Average	Today	Previous 5 Days Average	Today	Previous 5 Days Average	Today
Kelawalla	Rs./Kg	438.00	450.00	518.00	530.00	768.00	780.00	756.00	750.00
Thalapath	Rs./Kg	572.00	560.00	704.00	640.00	714.00	700.00	914.00	840.00
Balaya	Rs./Kg	262.00	280.00	258.00	260.00	364.00	380.00	396.00	400.00
Paraw	Rs./Kg	433.00	420.00	548.00	560.00	763.00	750.00	836.00	900.00
Salaya	Rs./Kg	118.00	120.00	126.00	100.00	164.00	160.00	214.00	170.00
Hurulla	Rs./Kg	325.00	300.00	312.00	300.00	428.00	400.00	412.00	400.00

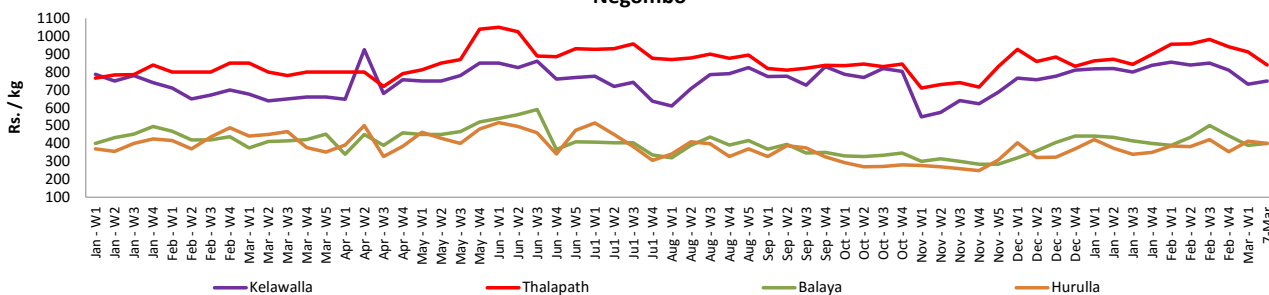
- Price increased by more than 5% compared to previous week average price.
- Price decreased by more than 5% compared to previous week average price.

Retail Prices

Peliyagoda



Negombo



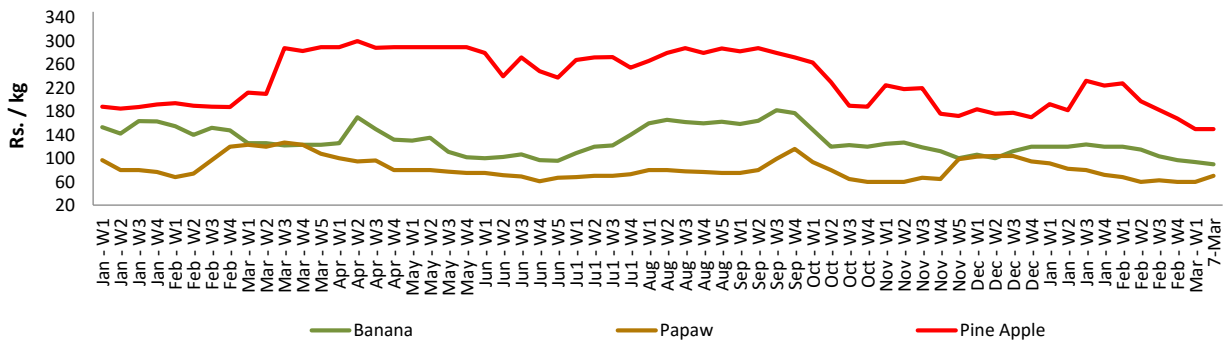
Wholesale and Retail Prices of Selected Food Commodities - 2018/03/07

Fruits

Item	Unit	Wholesale		Retail	
		Pettah			
		Previous 5 Days Average	Today	Previous 5 Days Average	Today
Banana (Sour)	Rs./Kg	60.00	60.00	94.00	90.00
Papaw	Rs./Kg	40.00	45.00	60.00	70.00
Pineapple	Rs./Kg	120.00	125.00	150.00	150.00

- Price increased by more than 5% compared to previous week average price.
- Price decreased by more than 5% compared to previous week average price.

Retail - Pettah



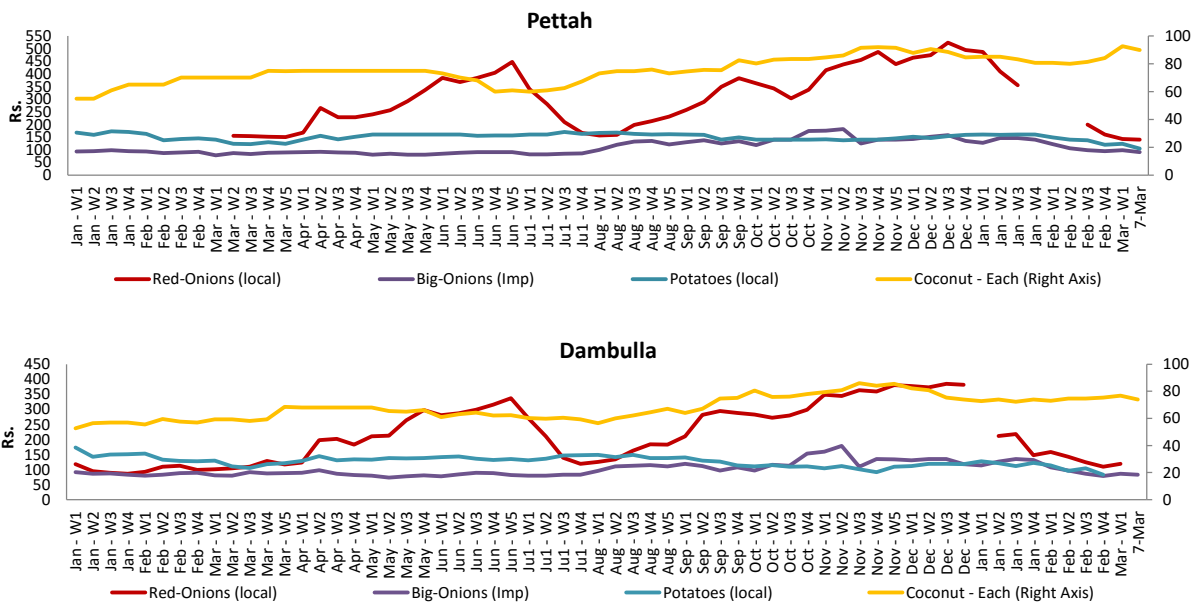
Wholesale and Retail Prices of Selected Food Commodities - 2018/03/07

Other

Item	Unit	Wholesale				Retail			
		Pettah		Dambulla		Pettah		Dambulla	
		Previous 5 Days Average	Today	Previous 5 Days Average	Today	Previous 5 Days Average	Today	Previous 5 Days Average	Today
Red-Onions (local)	Rs./Kg	111.00	115.00	100.00	n.a.	143.00	140.00	112.00	n.a.
Red-Onions (Imp)	Rs./Kg	118.00	115.00	105.00	88.00	148.00	140.00	115.00	98.00
Big-Onions (local)	Rs./Kg	n.a.	n.a.	n.a.	n.a.	n.a.	n.a.	n.a.	n.a.
Big-Onions (Imp)	Rs./Kg	77.00	72.00	71.00	63.00	93.00	90.00	81.00	83.00
Potatoes (local)	Rs./Kg	88.00	80.00	83.00	78.00	115.00	105.00	93.00	88.00
Potatoes (Imp)	Rs./Kg	64.00	48.00			82.00	65.00		
Dried Chillies (Imp)	Rs./Kg	221.00	220.00	225.00	228.00	270.00	270.00	235.00	238.00
Coconut	Rs./Nut	83.00	80.00	71.00	68.00	93.00	90.00	77.00	74.00
Coconut oil	Rs./Ltr	358.00	355.00			378.00	375.00		
Dhal	Rs./Kg	110.00	110.00			127.00	125.00		
Sugar	Rs./Kg	100.00	100.00			110.00	110.00		
Eggs	Rs./Each	13.00	13.00			14.00	14.00		
Katta	Rs./Kg	812.00	800.00			850.00	850.00		
Sprats	Rs./Kg	500.00	500.00			550.00	550.00		

- Price increased by more than 5% compared to previous week average price.
- Price decreased by more than 5% compared to previous week average price.

Retail Prices



* Prices of food commodities may vary due to quality and markets among other factors.