

# Daily Price Report

A Summary of Price Developments - 06 March 2018



## Vegetables

- Prices of most varieties of **vegetables continued the decreasing trend** in both **Pettah** and **Dambulla** markets reportedly due to **favourable supply**.



## Rice

- Price of most varieties of **rice demonstrated some level of stability** in both **Pettah** and **Marandagamula** markets.



## Fish

- Prices of most varieties of **fish demonstrated mixed movements** in both **Peliyagoda** and **Negombo** markets.



## Other

- Price of **Big Onions (imported) decreased** in both **Pettah** and **Dambulla** markets due to **reduced import prices** of onions from **India**.



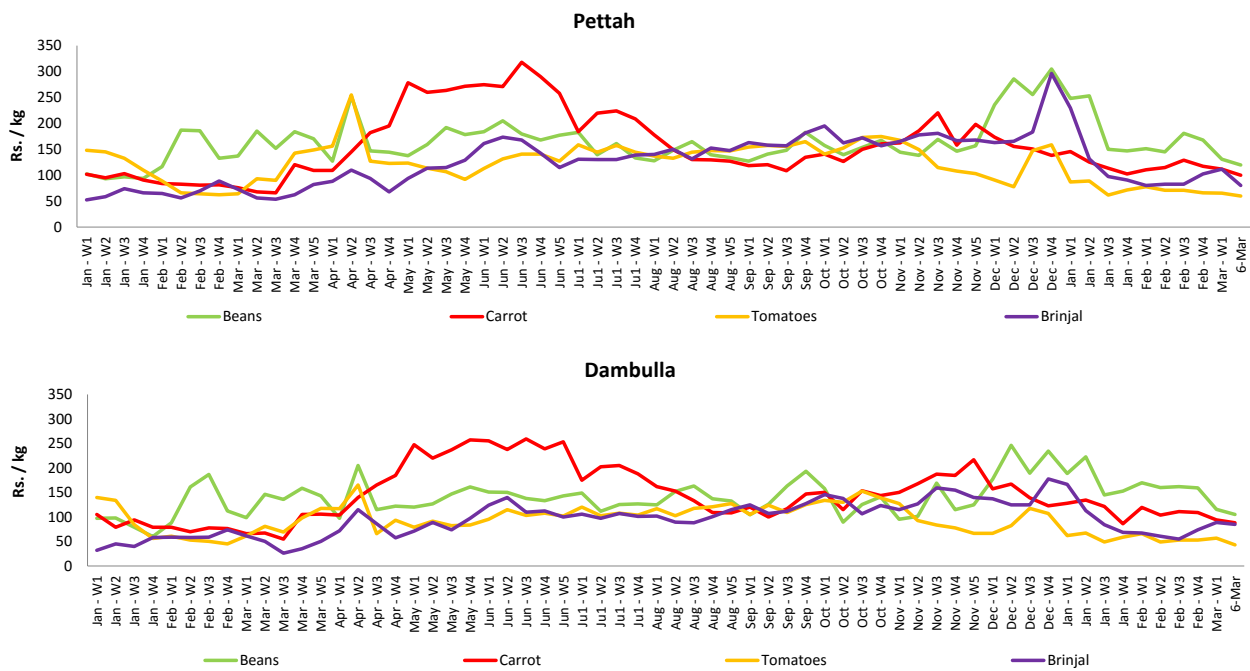
# Wholesale and Retail Prices of Selected Food Commodities - 2018/03/06

## Vegetables

Item	Unit	Wholesale				Retail			
		Pettah		Dambulla		Pettah		Dambulla	
		Previous 5 Days Average	Today	Previous 5 Days Average	1-Mar	Previous 5 Days Average	Today	Previous 5 Days Average	1-Mar
Beans	Rs./Kg	93.00	80.00	96.00	85.00	129.00	120.00	116.00	105.00
Carrot	Rs./Kg	72.00	70.00	70.00	68.00	109.00	100.00	90.00	88.00
Cabbage	Rs./Kg	34.00	35.00	30.00	28.00	68.00	70.00	50.00	48.00
Tomatoes	Rs./Kg	33.00	30.00	35.00	23.00	64.00	60.00	55.00	43.00
Brinjal	Rs./Kg	73.00	58.00	69.00	65.00	112.00	80.00	89.00	85.00
Pumpkin	Rs./Kg	56.00	60.00	52.00	39.00	80.00	80.00	72.00	58.00
Snake gourd	Rs./Kg	50.00	50.00	45.00	40.00	82.00	80.00	65.00	60.00

- Price increased by more than 5% compared to previous week average price.
- Price decreased by more than 5% compared to previous week average price.

### Retail Prices



# Wholesale and Retail Prices of Selected Food Commodities - 2018/03/06

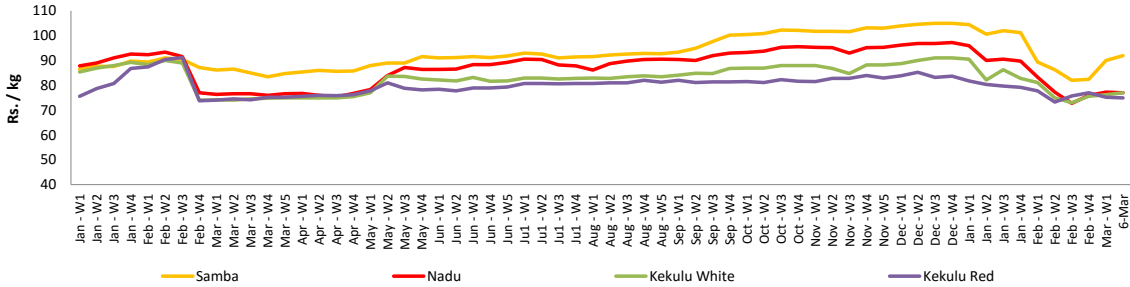
## Rice

Item	Unit	Wholesale				Retail	
		Maradaghamula		Pettah		Pettah	
		Previous 5 Days Average	Today	Previous 5 Days Average	Today	Previous 5 Days Average	Today
Samba	Rs./Kg	90.00	92.00	104.00	105.00	111.00	110.00
Nadu	Rs./Kg	77.00	77.00	75.00	74.00	81.00	80.00
Kekulu White	Rs./Kg	76.00	77.00	74.00	73.00	81.00	80.00
Kekulu Red	Rs./Kg	75.00	75.00	74.00	73.00	80.00	80.00

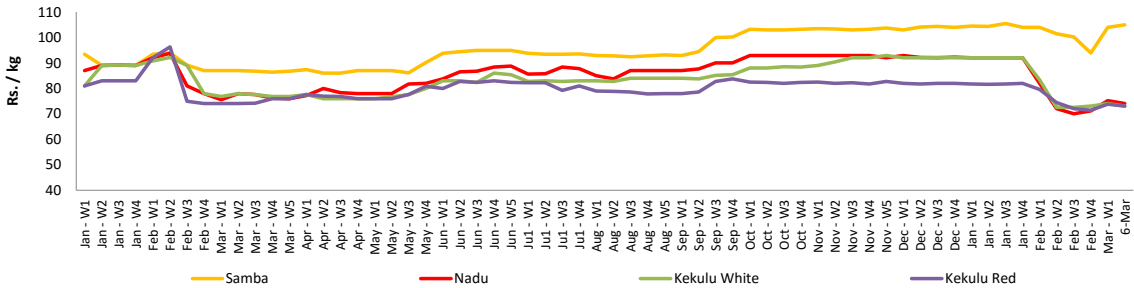
- Price increased by more than 5% compared to previous week average price.
- Price decreased by more than 5% compared to previous week average price.

### Wholesale Prices

#### Maradaghamula

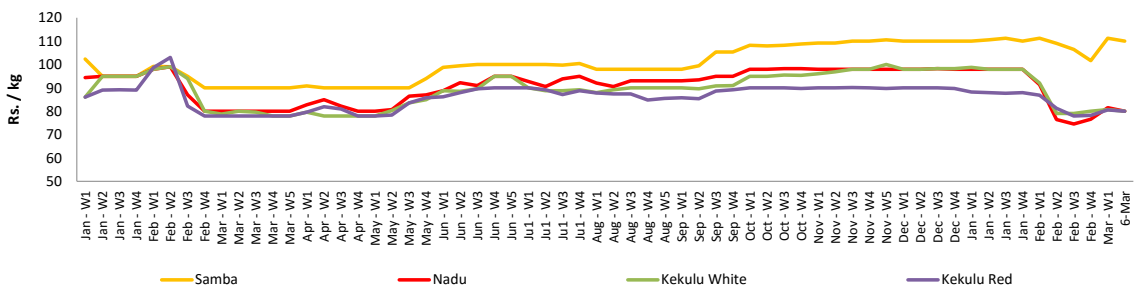


#### Pettah



### Retail Prices

#### Pettah



# Wholesale and Retail Prices of Selected Food Commodities - 2018/03/06

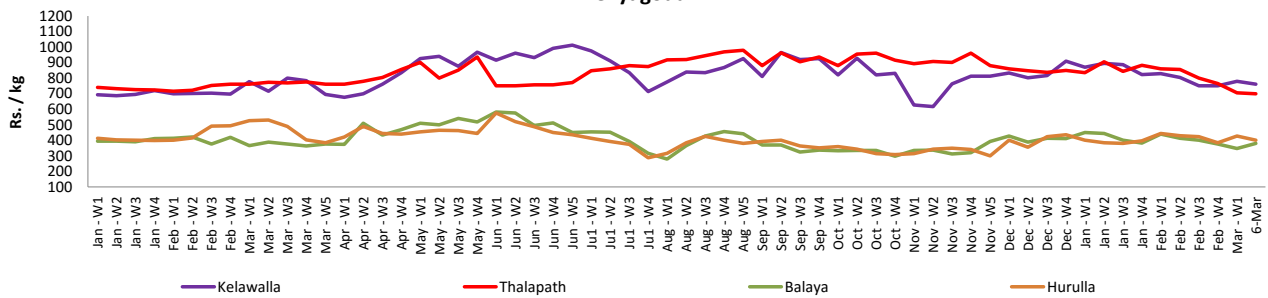
## Fish

Item	Unit	Wholesale				Retail			
		Peliyagoda		Negombo		Peliyagoda		Negombo	
		Previous 5 Days Average	Today	Previous 5 Days Average	Today	Previous 5 Days Average	Today	Previous 5 Days Average	Today
Kelawalla	Rs./Kg	446.00	430.00	504.00	550.00	776.00	760.00	736.00	780.00
Thalapath	Rs./Kg	572.00	560.00	700.00	720.00	714.00	700.00	910.00	950.00
Balaya	Rs./Kg	252.00	280.00	246.00	280.00	354.00	380.00	388.00	400.00
Paraw	Rs./Kg	445.00	400.00	540.00	560.00	788.00	700.00	816.00	900.00
Salaya	Rs./Kg	114.00	120.00	128.00	120.00	162.00	160.00	212.00	200.00
Hurulla	Rs./Kg	330.00	300.00	310.00	280.00	433.00	400.00	410.00	380.00

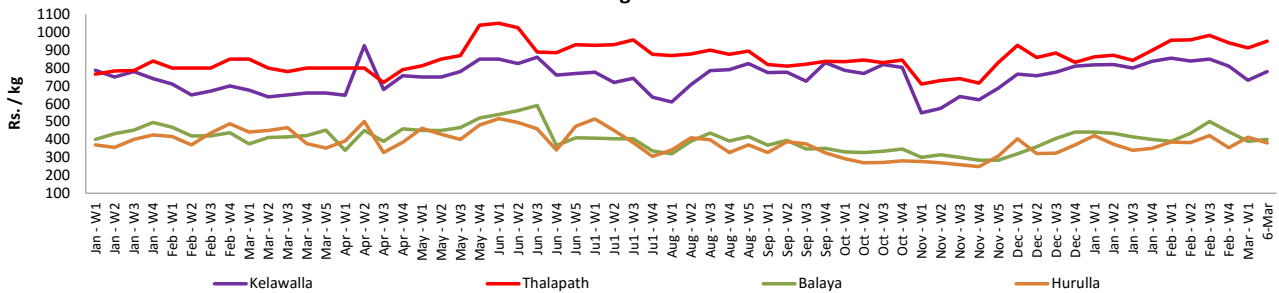
- Price increased by more than 5% compared to previous week average price.
- Price decreased by more than 5% compared to previous week average price.

### Retail Prices

#### Peliyagoda



#### Negombo



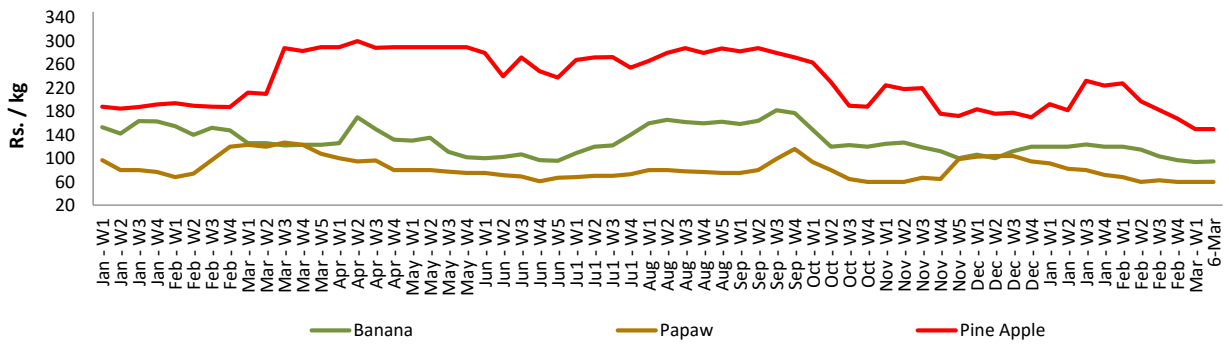
# Wholesale and Retail Prices of Selected Food Commodities - 2018/03/06

## Fruits

Item	Unit	Wholesale		Retail	
		Pettah			
		Previous 5 Days Average	Today	Previous 5 Days Average	Today
Banana (Sour)	Rs./Kg	60.00	60.00	94.00	95.00
Papaw	Rs./Kg	40.00	40.00	60.00	60.00
Pineapple	Rs./Kg	120.00	120.00	150.00	150.00

- Price increased by more than 5% compared to previous week average price.
- Price decreased by more than 5% compared to previous week average price.

Retail - Pettah



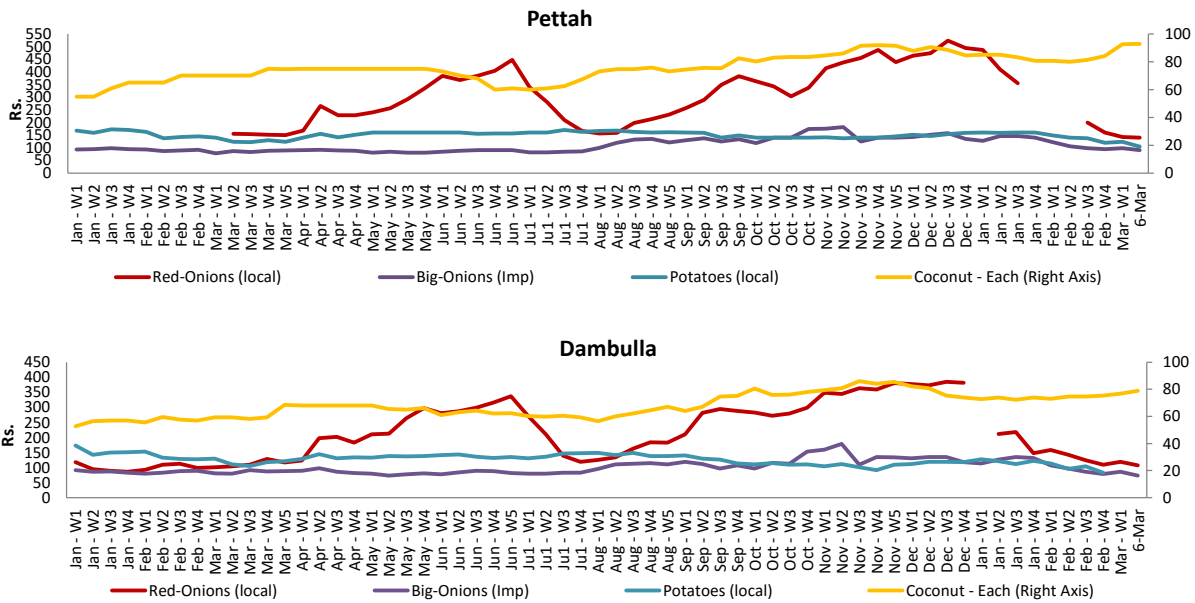
# Wholesale and Retail Prices of Selected Food Commodities - 2018/03/06

## Other

Item	Unit	Wholesale				Retail			
		Pettah		Dambulla		Pettah		Dambulla	
		Previous 5 Days Average	Today	Previous 5 Days Average	1-Mar	Previous 5 Days Average	Today	Previous 5 Days Average	1-Mar
Red-Onions (local)	Rs./Kg	108.00	120.00	106.00	95.00	142.00	140.00	117.00	108.00
Red-Onions (Imp)	Rs./Kg	119.00	115.00	114.00	88.00	152.00	140.00	124.00	98.00
Big-Onions (local)	Rs./Kg	n.a.	n.a.	n.a.	n.a.	n.a.	n.a.	n.a.	n.a.
Big-Onions (Imp)	Rs./Kg	78.00	70.00	74.00	61.00	95.00	90.00	83.00	73.00
Potatoes (local)	Rs./Kg	90.00	80.00	83.00	n.a.	120.00	105.00	93.00	n.a.
Potatoes (Imp)	Rs./Kg	69.00	50.00			86.00	70.00		
Dried Chillies (Imp)	Rs./Kg	221.00	220.00	224.00	228.00	270.00	270.00	234.00	238.00
Coconut	Rs./Nut	83.00	83.00	71.00	73.00	93.00	93.00	77.00	79.00
Coconut oil	Rs./Ltr	359.00	355.00			379.00	375.00		
Dhal	Rs./Kg	110.00	110.00			126.00	130.00		
Sugar	Rs./Kg	100.00	100.00			110.00	110.00		
Eggs	Rs./Each	13.00	13.00			14.00	14.00		
Katta	Rs./Kg	816.00	800.00			850.00	850.00		
Sprats	Rs./Kg	500.00	500.00			550.00	550.00		

- Price increased by more than 5% compared to previous week average price.
- Price decreased by more than 5% compared to previous week average price.

### Retail Prices



\* Prices of food commodities may vary due to quality and markets among other factors.