

Daily Price Report

A Summary of Price Developments - 02 March 2018



Vegetables

- Prices of most varieties of **vegetables continued the decreasing trend** in both **Pettah** and **Dambulla** markets reportedly due to **favourable supply**.



Rice

- Price of **most varieties of rice increased** in both **Pettah** and **Marandaghamula** markets.



Fish

- Prices of most varieties of **fish demonstrated stability in Peliyagoda market** while prices of few varieties in **Negombo market** indicated **marginal increase**.



Statistics Department
Central Bank of Sri Lanka

Wholesale and Retail Prices of Selected Food Commodities - 2018/03/02

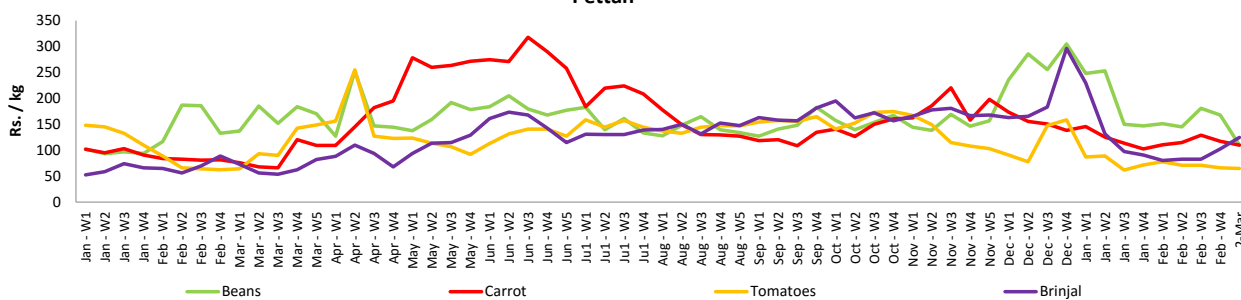
Vegetables

Item	Unit	Wholesale				Retail			
		Pettah		Dambulla		Pettah		Dambulla	
		Previous 5 Days Average	Today	Previous 5 Days Average	1-Mar	Previous 5 Days Average	Today	Previous 5 Days Average	1-Mar
Beans	Rs./Kg	115.00	68.00	122.00	65.00	152.00	110.00	142.00	85.00
Carrot	Rs./Kg	78.00	68.00	74.00	73.00	117.00	110.00	95.00	93.00
Cabbage	Rs./Kg	36.00	28.00	29.00	33.00	70.00	64.00	49.00	53.00
Tomatoes	Rs./Kg	37.00	30.00	36.00	33.00	68.00	65.00	56.00	53.00
Brinjal	Rs./Kg	73.00	83.00	64.00	63.00	109.00	125.00	84.00	83.00
Pumpkin	Rs./Kg	58.00	60.00	53.00	48.00	83.00	83.00	73.00	68.00
Snake gourd	Rs./Kg	55.00	50.00	46.00	43.00	87.00	88.00	66.00	63.00

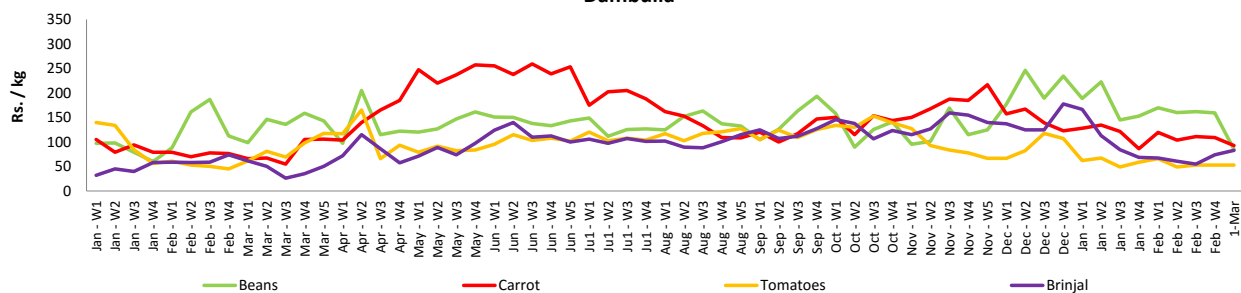
- Price increased by more than 5% compared to previous week average price.
- Price decreased by more than 5% compared to previous week average price.

Retail Prices

Pettah



Dambulla



Wholesale and Retail Prices of Selected Food Commodities - 2018/03/02

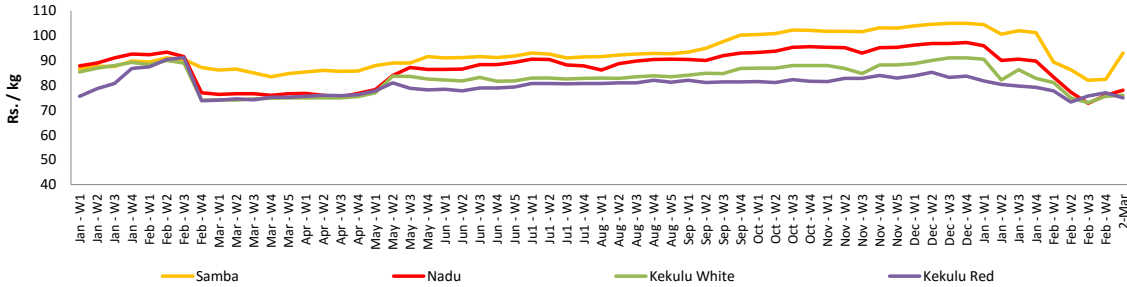
Rice

Item	Unit	Wholesale				Retail	
		Maradaghamula		Pettah		Pettah	
		Previous 5 Days Average	Today	Previous 5 Days Average	Today	Previous 5 Days Average	Today
Samba	Rs./Kg	87.00	93.00	101.00	106.00	108.00	113.00
Nadu	Rs./Kg	77.00	78.00	74.00	77.00	80.00	83.00
Kekulu White	Rs./Kg	76.00	76.00	73.00	75.00	80.00	82.00
Kekulu Red	Rs./Kg	76.00	75.00	72.00	78.00	79.00	84.00

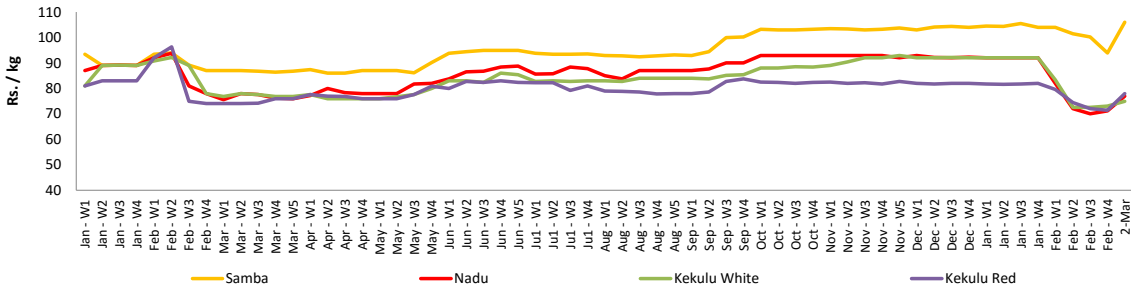
- Price increased by more than 5% compared to previous week average price.
- Price decreased by more than 5% compared to previous week average price.

Wholesale Prices

Marandaghamula

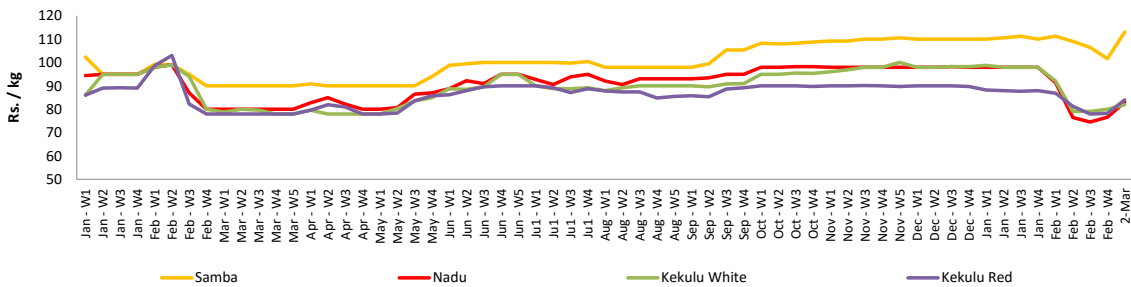


Pettah



Retail Prices

Pettah



Wholesale and Retail Prices of Selected Food Commodities - 2018/03/02

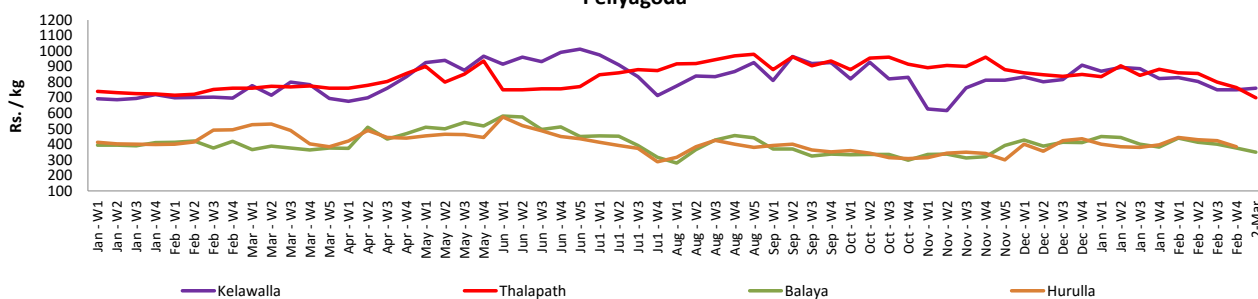
Fish

Item	Unit	Wholesale				Retail			
		Peliyagoda		Negombo		Peliyagoda		Negombo	
		Previous 5 Days Average	Today	Previous 5 Days Average	Today	Previous 5 Days Average	Today	Previous 5 Days Average	Today
Kelawalla	Rs./Kg	452.00	430.00	510.00	500.00	782.00	760.00	742.00	750.00
Thalapath	Rs./Kg	576.00	560.00	696.00	740.00	720.00	700.00	920.00	920.00
Balaya	Rs./Kg	246.00	250.00	242.00	260.00	348.00	350.00	396.00	400.00
Paraw	Rs./Kg	466.00	n.a.	532.00	540.00	820.00	n.a.	812.00	800.00
Salaya	Rs./Kg	108.00	120.00	126.00	120.00	154.00	160.00	198.00	200.00
Hurulla	Rs./Kg	302.00	n.a.	272.00	340.00	404.00	n.a.	372.00	440.00

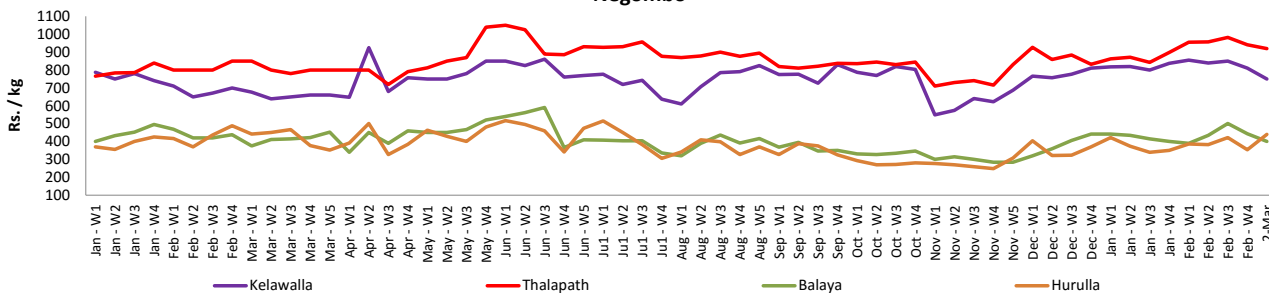
- Price increased by more than 5% compared to previous week average price.
- Price decreased by more than 5% compared to previous week average price.

Retail Prices

Peliyagoda



Negombo



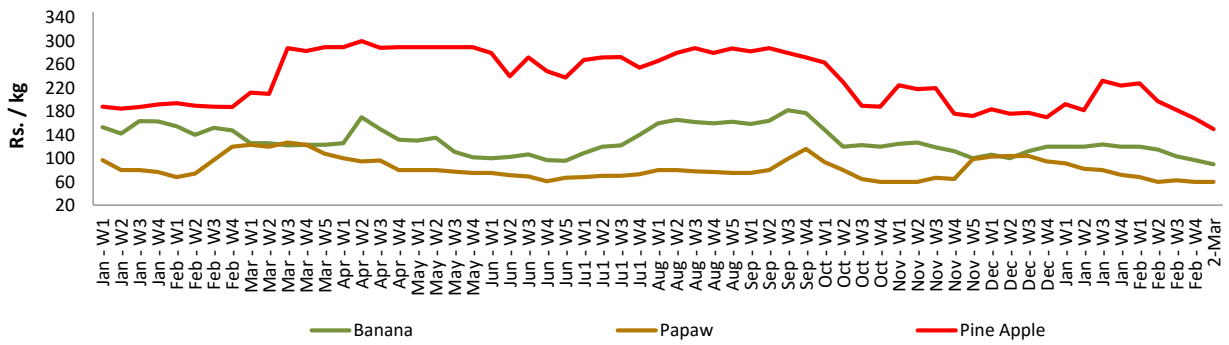
Wholesale and Retail Prices of Selected Food Commodities - 2018/03/02

Fruits

Item	Unit	Wholesale		Retail	
		Pettah			
		Previous 5 Days Average	Today	Previous 5 Days Average	Today
Banana (Sour)	Rs./Kg	60.00	60.00	95.00	90.00
Papaw	Rs./Kg	40.00	40.00	60.00	60.00
Pineapple	Rs./Kg	120.00	120.00	150.00	150.00

- Price increased by more than 5% compared to previous week average price.
- Price decreased by more than 5% compared to previous week average price.

Retail - Pettah



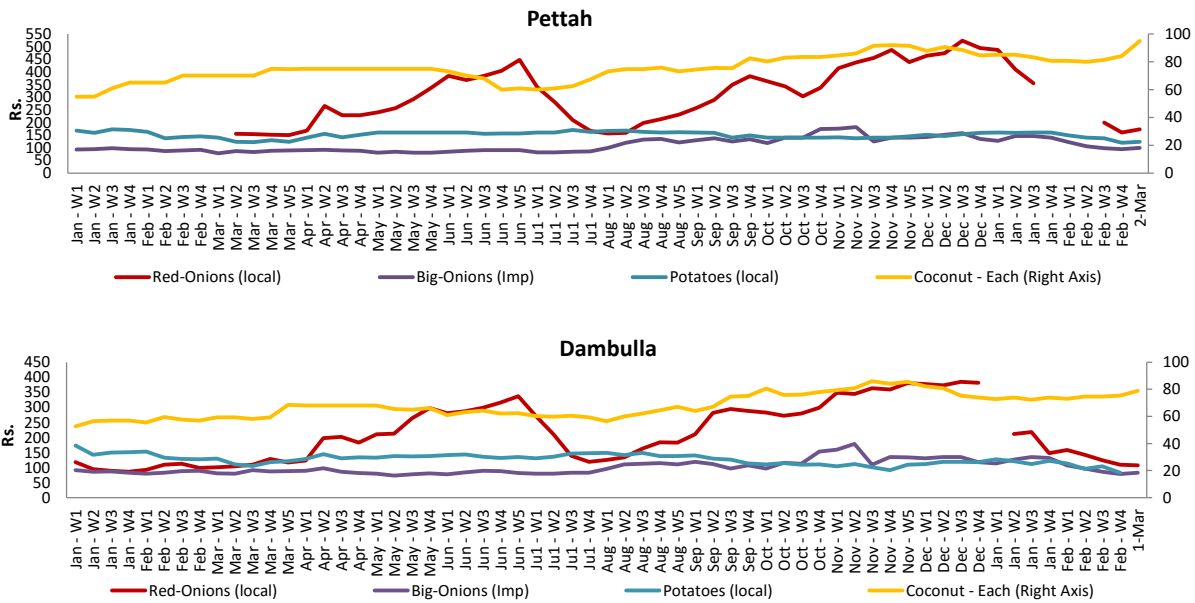
Wholesale and Retail Prices of Selected Food Commodities - 2018/03/02

Other

Item	Unit	Wholesale				Retail			
		Pettah		Dambulla		Pettah		Dambulla	
		Previous 5 Days Average	Today	Previous 5 Days Average	1-Mar	Previous 5 Days Average	Today	Previous 5 Days Average	1-Mar
Red-Onions (local)	Rs./Kg	108.00	105.00	105.00	98.00	139.00	173.00	118.00	108.00
Red-Onions (Imp)	Rs./Kg	120.00	120.00	116.00	115.00	158.00	150.00	128.00	125.00
Big-Onions (local)	Rs./Kg	n.a.	n.a.	n.a.	n.a.	n.a.	n.a.	n.a.	n.a.
Big-Onions (Imp)	Rs./Kg	77.00	85.00	72.00	73.00	96.00	100.00	84.00	83.00
Potatoes (local)	Rs./Kg	89.00	90.00	73.00	n.a.	122.00	123.00	93.00	n.a.
Potatoes (Imp)	Rs./Kg	62.00	73.00			78.00	90.00		
Dried Chillies (Imp)	Rs./Kg	221.00	225.00	223.00	223.00	269.00	270.00	233.00	233.00
Coconut	Rs./Nut	83.00	81.00	70.00	73.00	91.00	95.00	76.00	79.00
Coconut oil	Rs./Ltr	360.00	360.00			380.00	380.00		
Dhal	Rs./Kg	110.00	110.00			125.00	123.00		
Sugar	Rs./Kg	100.00	100.00			110.00	110.00		
Eggs	Rs./Each	13.00	13.00			14.00	14.00		
Katta	Rs./Kg	820.00	820.00			850.00	850.00		
Sprats	Rs./Kg	500.00	500.00			550.00	550.00		

- Price increased by more than 5% compared to previous week average price.
- Price decreased by more than 5% compared to previous week average price.

Retail Prices



* Prices of food commodities may vary due to quality and markets among other factors.