

# Daily Price Report

---

A Summary of Price Developments - 30 January 2018

---



## Vegetables

- Prices of **most varieties of vegetables indicated mixed movements** in both **Pettah** and **Dambulla markets** with a downward trend in general.



## Rice

- **Wholesale prices and retail prices of most varieties of rice decreased** in both **Marandaghamula and Pettah** markets as **new stocks are being received**.



## Other

- Prices of both **Red Onions and Big Onions (Imported)** decreased in both **Pettah** and **Dambulla** markets due to **availability of high level of stocks**.



# Wholesale and Retail Prices of Selected Food Commodities - 2018/01/30

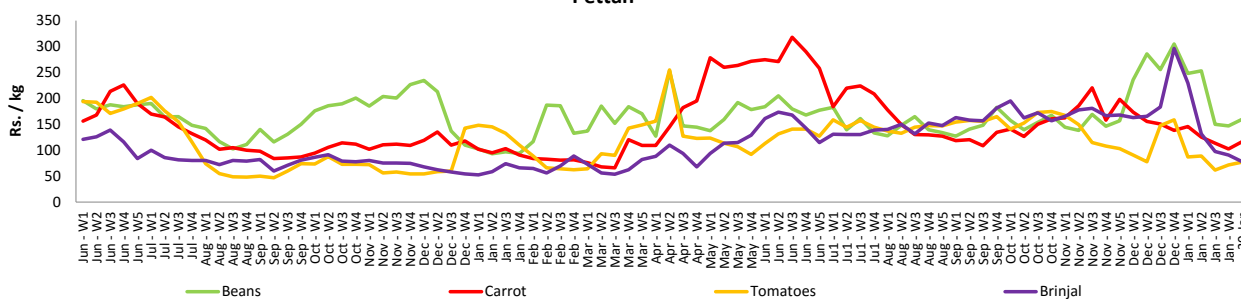
## Vegetables

Item	Unit	Wholesale				Retail			
		Pettah		Dambulla		Pettah		Dambulla	
		Previous 5 Days Average	Today	Previous 5 Days Average	Today	Previous 5 Days Average	Today	Previous 5 Days Average	Today
Beans	Rs./Kg	114.00	130.00	143.00	155.00	147.00	160.00	163.00	175.00
Carrot	Rs./Kg	72.00	80.00	71.00	105.00	105.00	117.00	91.00	125.00
Cabbage	Rs./Kg	38.00	43.00	33.00	28.00	71.00	75.00	53.00	48.00
Tomatoes	Rs./Kg	43.00	45.00	46.00	43.00	74.00	77.00	66.00	63.00
Brinjal	Rs./Kg	57.00	50.00	49.00	38.00	89.00	78.00	69.00	58.00
Pumpkin	Rs./Kg	39.00	40.00	43.00	33.00	69.00	68.00	63.00	53.00
Snake gourd	Rs./Kg	65.00	63.00	49.00	38.00	97.00	93.00	69.00	58.00

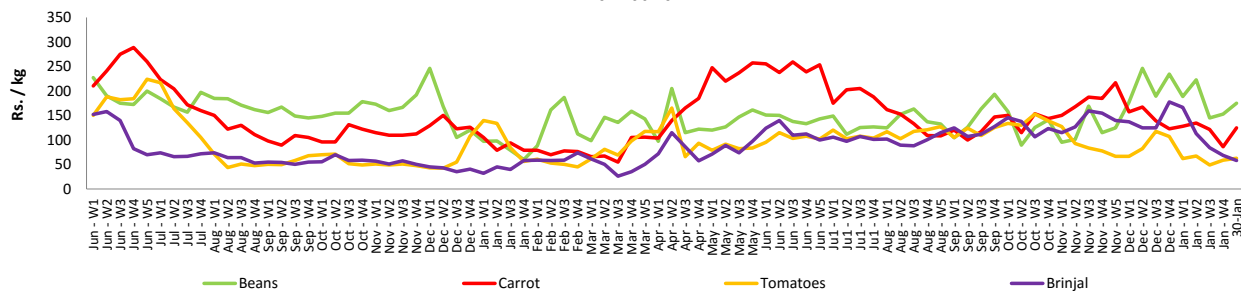
- Price increased by more than 5% compared to previous week average price.
- Price decreased by more than 5% compared to previous week average price.

### Retail Prices

#### Pettah



#### Dambulla



# Wholesale and Retail Prices of Selected Food Commodities - 2018/01/30

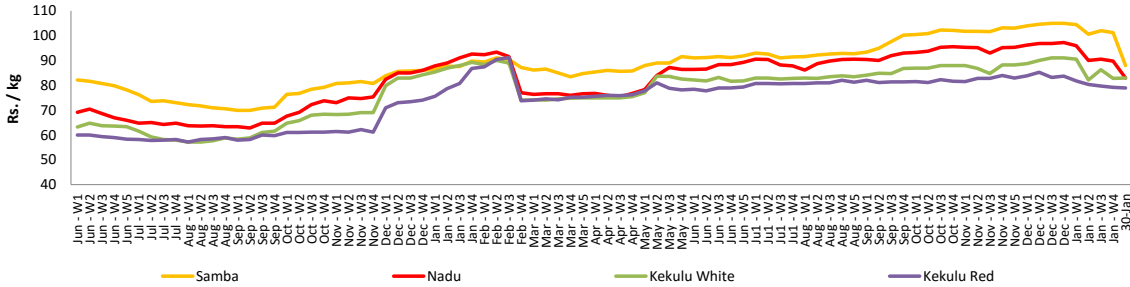
## Rice

Item	Unit	Wholesale				Retail	
		Maradaghamula		Pettah		Pettah	
		Previous 5 Days Average	Today	Previous 5 Days Average	Today	Previous 5 Days Average	Today
Samba	Rs./Kg	98.00	88.00	105.00	103.00	111.00	111.00
Nadu	Rs./Kg	88.00	83.00	90.00	80.00	98.00	87.00
Kekulu White	Rs./Kg	82.00	83.00	90.00	81.00	98.00	88.00
Kekulu Red	Rs./Kg	79.00	79.00	81.00	79.00	88.00	86.00

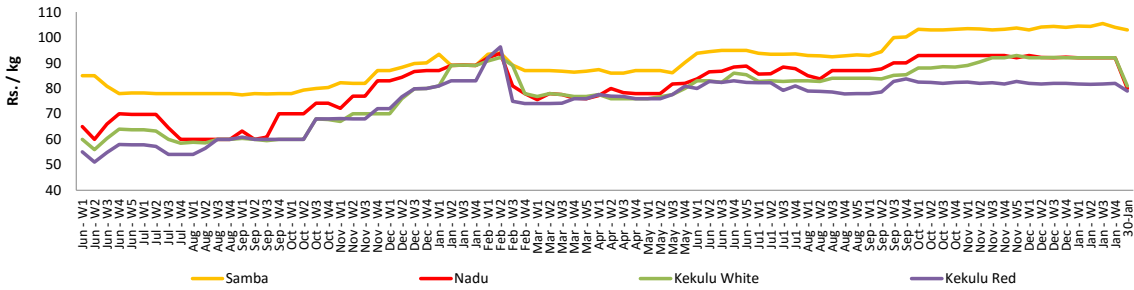
- Price increased by more than 5% compared to previous week average price.
- Price decreased by more than 5% compared to previous week average price.

### Wholesale Prices

#### Maradaghamula

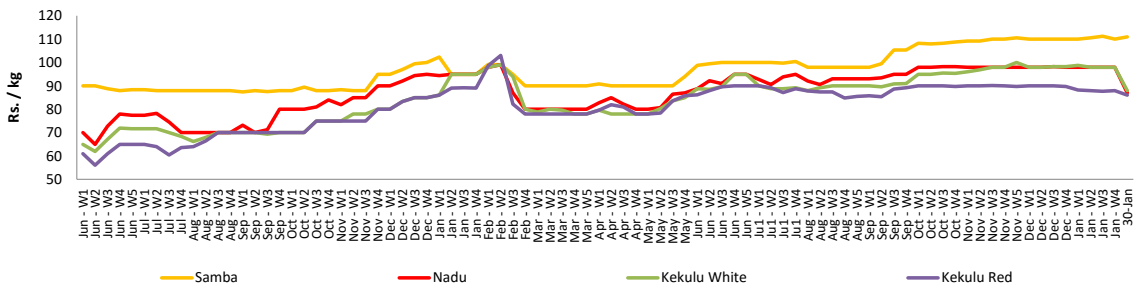


#### Pettah



### Retail Prices

#### Pettah



# Wholesale and Retail Prices of Selected Food Commodities - 2018/01/30

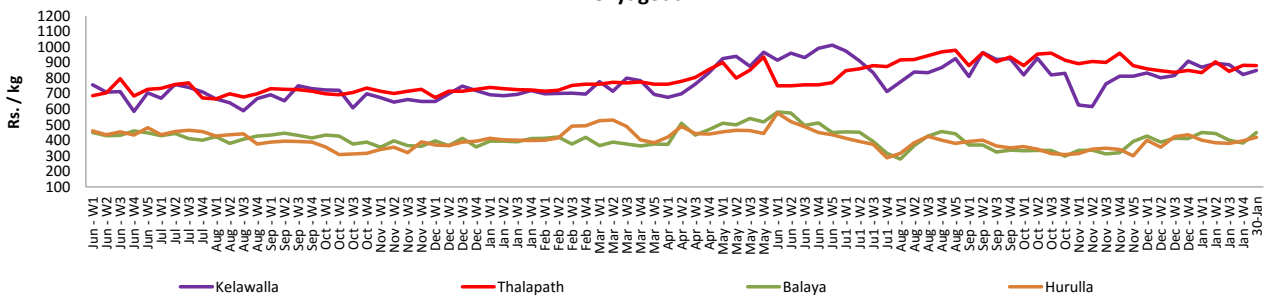
## Fish

Item	Unit	Wholesale				Retail			
		Peliyagoda		Negombo		Peliyagoda		Negombo	
		Previous 5 Days Average	Today	Previous 5 Days Average	Today	Previous 5 Days Average	Today	Previous 5 Days Average	Today
Kelawalla	Rs./Kg	564.00	580.00	538.00	550.00	830.00	850.00	840.00	850.00
Thalapath	Rs./Kg	704.00	700.00	700.00	730.00	884.00	880.00	922.00	950.00
Balaya	Rs./Kg	296.00	350.00	224.00	200.00	396.00	450.00	392.00	380.00
Paraw	Rs./Kg	518.00	500.00	558.00	530.00	850.00	800.00	844.00	800.00
Salaya	Rs./Kg	122.00	100.00	108.00	120.00	174.00	150.00	196.00	220.00
Hurulla	Rs./Kg	302.00	320.00	256.00	300.00	404.00	420.00	356.00	400.00

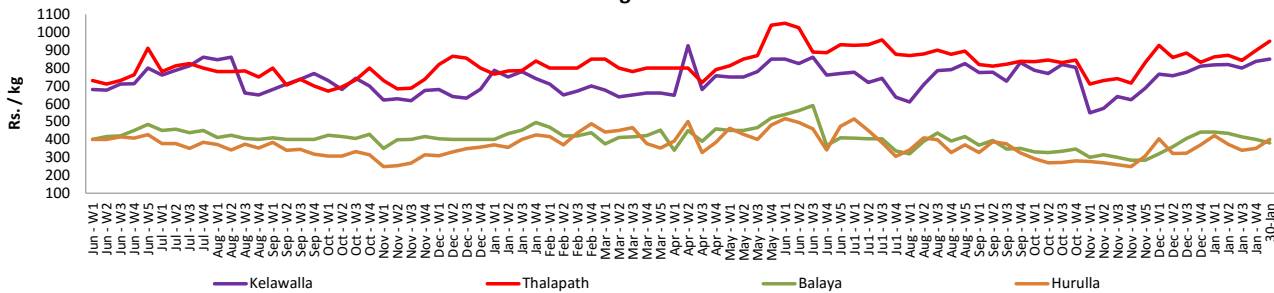
- Price increased by more than 5% compared to previous week average price.
- Price decreased by more than 5% compared to previous week average price.

### Retail Prices

#### Peliyagoda



#### Negombo



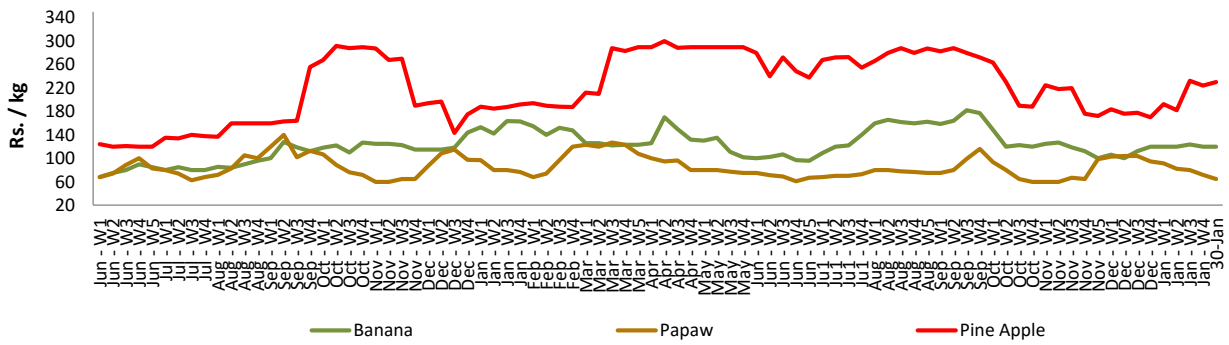
# Wholesale and Retail Prices of Selected Food Commodities - 2018/01/30

## Fruits

Item	Unit	Wholesale		Retail	
		Pettah			
		Previous 5 Days Average	Today	Previous 5 Days Average	Today
Banana (Sour)	Rs./Kg	82.00	80.00	120.00	120.00
Papaw	Rs./Kg	48.00	40.00	72.00	65.00
Pineapple	Rs./Kg	176.00	180.00	224.00	230.00

- Price increased by more than 5% compared to previous week average price.
- Price decreased by more than 5% compared to previous week average price.

Retail - Pettah



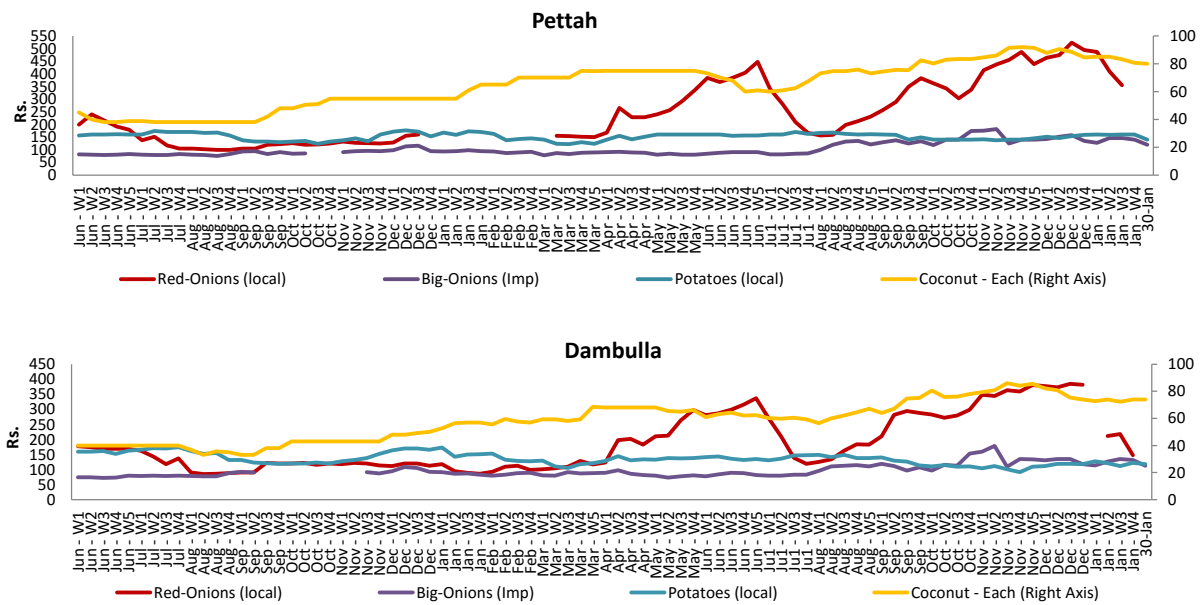
# Wholesale and Retail Prices of Selected Food Commodities - 2018/01/30

## Other

Item	Unit	Wholesale				Retail			
		Pettah		Dambulla		Pettah		Dambulla	
		Previous 5 Days Average	Today	Previous 5 Days Average	Today	Previous 5 Days Average	Today	Previous 5 Days Average	Today
Red-Onions (local)	Rs./Kg	n.a.	n.a.	105.00	n.a.	n.a.	n.a.	118.00	n.a.
Red-Onions (Imp)	Rs./Kg	190.00	145.00	155.00	123.00	228.00	190.00	166.00	133.00
Big-Onions (local)	Rs./Kg	n.a.	n.a.	n.a.	n.a.	n.a.	n.a.	n.a.	n.a.
Big-Onions (Imp)	Rs./Kg	120.00	100.00	119.00	103.00	137.00	120.00	131.00	113.00
Potatoes (local)	Rs./Kg	118.00	110.00	108.00	108.00	157.00	140.00	120.00	118.00
Potatoes (Imp)	Rs./Kg	44.00	40.00			64.00	60.00		
Dried Chillies (Imp)	Rs./Kg	212.00	220.00	212.00	223.00	262.00	270.00	223.00	233.00
Coconut	Rs./Nut	75.00	75.00	67.00	68.00	80.00	80.00	73.00	74.00
Coconut oil	Rs./Ltr	344.00	360.00			366.00	390.00		
Dhal	Rs./Kg	114.00	110.00			128.00	130.00		
Sugar	Rs./Kg	102.00	100.00			110.00	110.00		
Eggs	Rs./Each	11.60	12.00			12.60	13.00		
Katta	Rs./Kg	820.00	820.00			850.00	850.00		
Sprats	Rs./Kg	500.00	500.00			550.00	550.00		

- Price increased by more than 5% compared to previous week average price.
- Price decreased by more than 5% compared to previous week average price.

### Retail Prices



\* Prices of food commodities may vary due to quality and markets among other factors.