

# Daily Price Report

---

A Summary of Price Developments - 29 January 2018

---



## Vegetables

- Prices of **most varieties of vegetables increased** in **Pettah** and **Dambulla markets** after the continuous decline witnessed during last few weeks.



## Rice

- **Wholesale price of most varieties of rice decreased** in both **Marandaghamula and Pettah** markets as **new stocks are being received**.



## Other

- Prices of both **Red Onions and Big Onions (Imported)** decreased in both **Pettah** and **Dambulla** markets due to **availability of high level of stocks**.



# Wholesale and Retail Prices of Selected Food Commodities - 2018/01/29

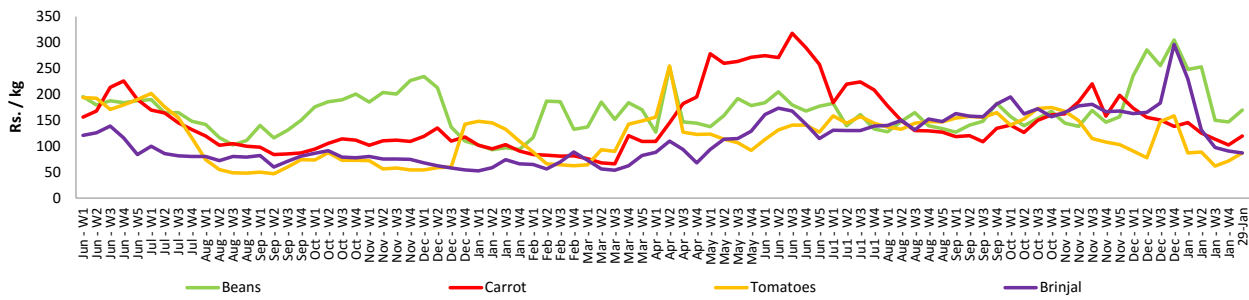
## Vegetables

Item	Unit	Wholesale				Retail			
		Pettah		Dambulla		Pettah		Dambulla	
		Previous 5 Days Average	Today	Previous 5 Days Average	Today	Previous 5 Days Average	Today	Previous 5 Days Average	Today
Beans	Rs./Kg	115.00	135.00	132.00	165.00	147.00	170.00	153.00	185.00
Carrot	Rs./Kg	71.00	80.00	66.00	105.00	103.00	120.00	86.00	125.00
Cabbage	Rs./Kg	36.00	50.00	30.00	43.00	71.00	80.00	50.00	63.00
Tomatoes	Rs./Kg	39.00	57.00	38.00	65.00	72.00	87.00	59.00	85.00
Brinjal	Rs./Kg	57.00	55.00	49.00	55.00	91.00	87.00	69.00	75.00
Pumpkin	Rs./Kg	39.00	40.00	44.00	38.00	69.00	77.00	64.00	58.00
Snake gourd	Rs./Kg	65.00	60.00	51.00	38.00	99.00	90.00	71.00	58.00

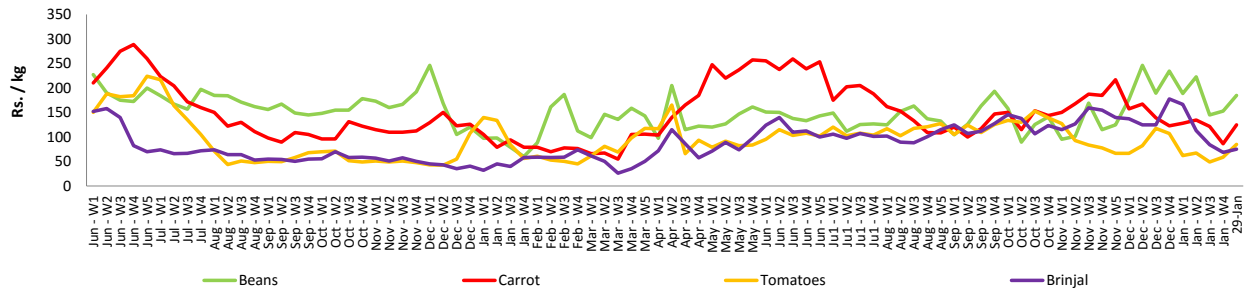
- Price increased by more than 5% compared to previous week average price.
- Price decreased by more than 5% compared to previous week average price.

### Retail Prices

#### Pettah



#### Dambulla



# Wholesale and Retail Prices of Selected Food Commodities - 2018/01/29

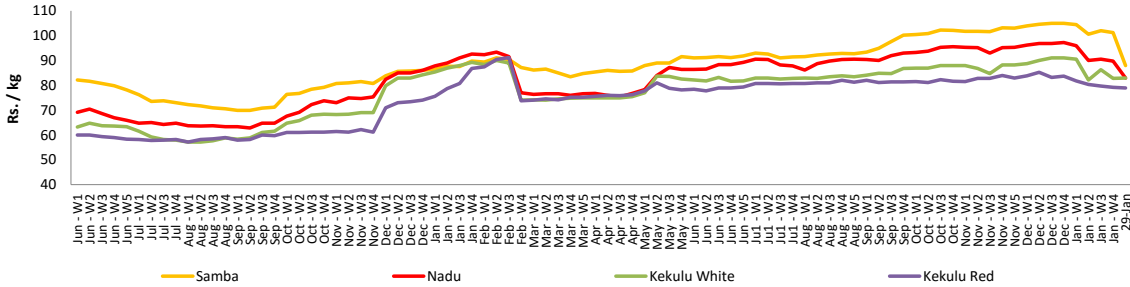
## Rice

Item	Unit	Wholesale				Retail	
		Maradaghamula		Pettah		Pettah	
		Previous 5 Days Average	Today	Previous 5 Days Average	Today	Previous 5 Days Average	Today
Samba	Rs./Kg	101.00	88.00	104.00	107.00	110.00	113.00
Nadu	Rs./Kg	90.00	83.00	92.00	82.00	98.00	98.00
Kekulu White	Rs./Kg	83.00	83.00	92.00	82.00	98.00	98.00
Kekulu Red	Rs./Kg	79.00	79.00	82.00	79.00	88.00	88.00

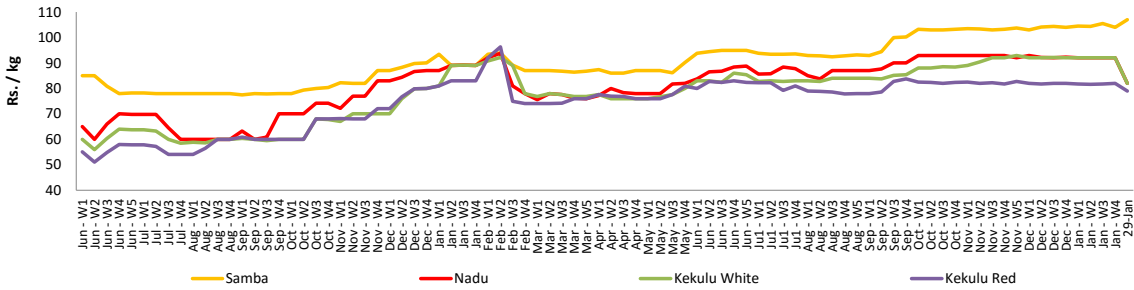
- Price increased by more than 5% compared to previous week average price.
- Price decreased by more than 5% compared to previous week average price.

### Wholesale Prices

#### Marandaghamula

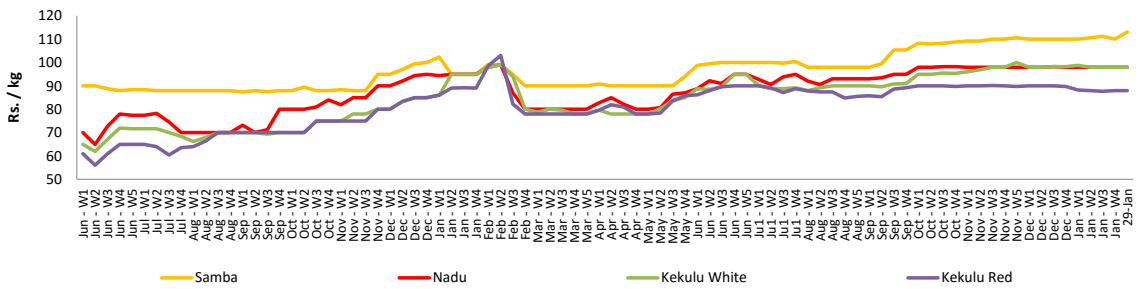


#### Pettah



### Retail Prices

#### Pettah



# Wholesale and Retail Prices of Selected Food Commodities - 2018/01/29

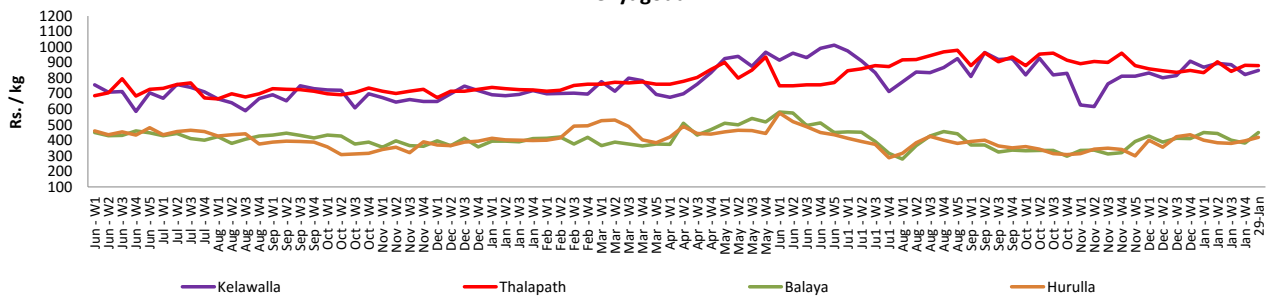
## Fish

Item	Unit	Wholesale				Retail			
		Peliyagoda		Negombo		Peliyagoda		Negombo	
		Previous 5 Days Average	Today	Previous 5 Days Average	Today	Previous 5 Days Average	Today	Previous 5 Days Average	Today
Kelawalla	Rs./Kg	564.00	580.00	536.00	550.00	832.00	850.00	838.00	850.00
Thalapath	Rs./Kg	704.00	700.00	686.00	700.00	884.00	880.00	898.00	950.00
Balaya	Rs./Kg	278.00	350.00	240.00	200.00	378.00	450.00	400.00	380.00
Paraw	Rs./Kg	528.00	500.00	552.00	580.00	870.00	800.00	828.00	880.00
Salaya	Rs./Kg	128.00	100.00	108.00	100.00	180.00	150.00	192.00	200.00
Hurulla	Rs./Kg	294.00	320.00	254.00	280.00	396.00	420.00	350.00	380.00

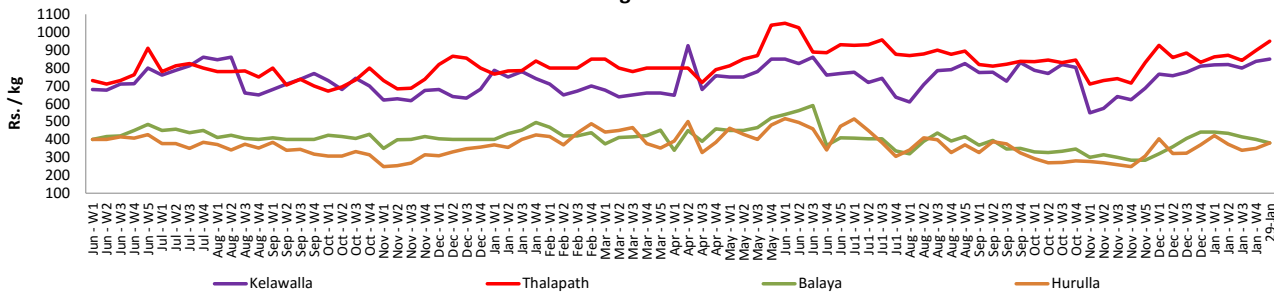
- Price increased by more than 5% compared to previous week average price.
- Price decreased by more than 5% compared to previous week average price.

### Retail Prices

#### Peliyagoda



#### Negombo



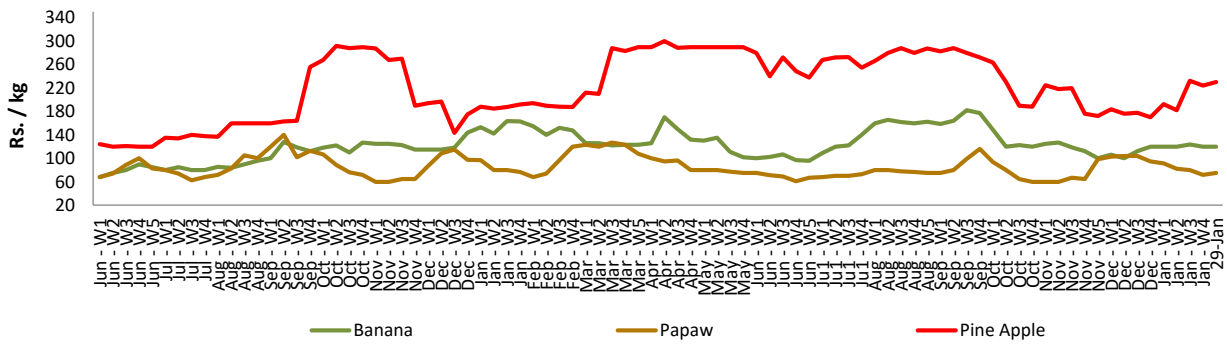
# Wholesale and Retail Prices of Selected Food Commodities - 2018/01/29

## Fruits

Item	Unit	Wholesale		Retail	
		Pettah			
		Previous 5 Days Average	Today	Previous 5 Days Average	Today
Banana (Sour)	Rs./Kg	82.00	85.00	120.00	120.00
Papaw	Rs./Kg	50.00	40.00	72.00	75.00
Pineapple	Rs./Kg	180.00	160.00	224.00	230.00

- Price increased by more than 5% compared to previous week average price.
- Price decreased by more than 5% compared to previous week average price.

Retail - Pettah



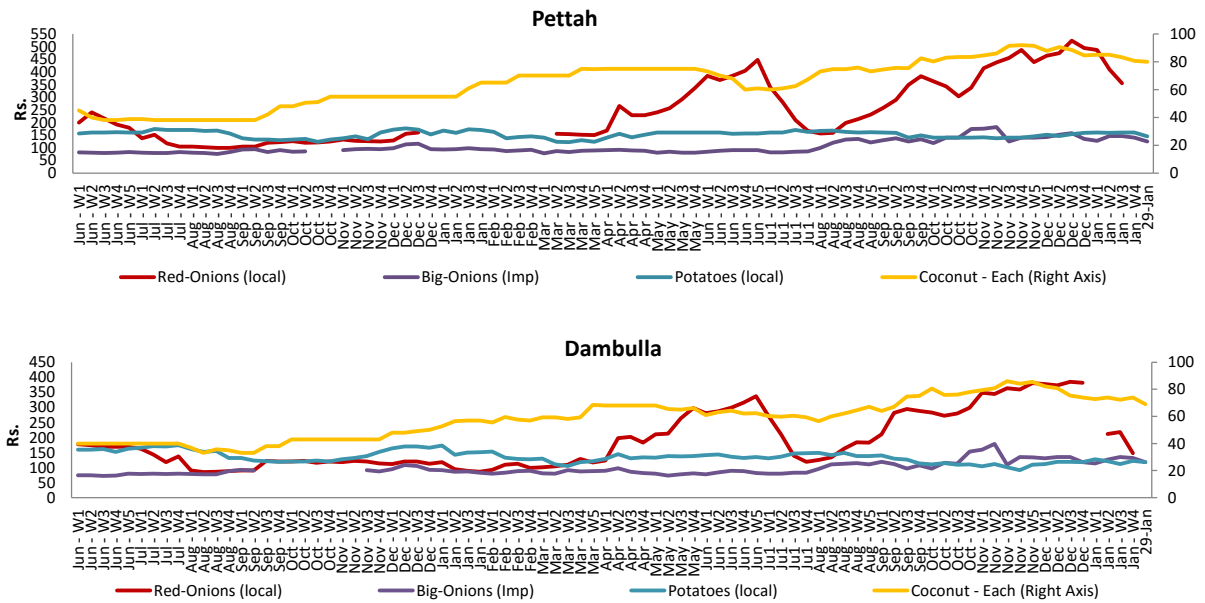
# Wholesale and Retail Prices of Selected Food Commodities - 2018/01/29

## Other

Item	Unit	Wholesale				Retail			
		Pettah		Dambulla		Pettah		Dambulla	
		Previous 5 Days Average	Today	Previous 5 Days Average	Today	Previous 5 Days Average	Today	Previous 5 Days Average	Today
Red-Onions (local)	Rs./Kg	n.a.	n.a.	135.00	n.a.	n.a.	n.a.	148.00	n.a.
Red-Onions (Imp)	Rs./Kg	202.00	160.00	164.00	130.00	236.00	200.00	177.00	140.00
Big-Onions (local)	Rs./Kg	n.a.	n.a.	n.a.	n.a.	n.a.	n.a.	n.a.	n.a.
Big-Onions (Imp)	Rs./Kg	125.00	100.00	122.00	105.00	140.00	125.00	132.20	118.00
Potatoes (local)	Rs./Kg	120.00	110.00	110.00	105.00	160.00	145.00	122.00	118.00
Potatoes (Imp)	Rs./Kg	45.00	40.00			65.00	60.00		
Dried Chillies (Imp)	Rs./Kg	210.00	220.00	213.00	213.00	260.00	270.00	224.00	223.00
Coconut	Rs./Nut	75.00	75.00	68.00	64.00	81.00	80.00	74.00	69.00
Coconut oil	Rs./Ltr	340.00	360.00			360.00	390.00		
Dhal	Rs./Kg	115.00	109.00			130.00	120.00		
Sugar	Rs./Kg	103.00	100.00			110.00	110.00		
Eggs	Rs./Each	11.40	12.00			12.40	13.00		
Katta	Rs./Kg	820.00	820.00			850.00	850.00		
Sprats	Rs./Kg	500.00	500.00			550.00	550.00		

- Price increased by more than 5% compared to previous week average price.
- Price decreased by more than 5% compared to previous week average price.

### Retail Prices



\* Prices of food commodities may vary due to quality and markets among other factors.