

# Daily Price Report

---

A Summary of Price Developments - 25 January 2018

---



## Vegetables

- Prices of **most varieties of vegetables** indicated a mixed movement with a declining trend in both **Pettah and Dambulla**.



## Rice

- **Wholesale price of Samba and Kekulu (White) decreased** in **Marandagahamula** market as new stocks are being received.



## Other

- Prices of **Egg increased** in **Pettah** market due to **drop in production** which has been a result of **selling of egg layers**.



# Wholesale and Retail Prices of Selected Food Commodities - 2018/01/25

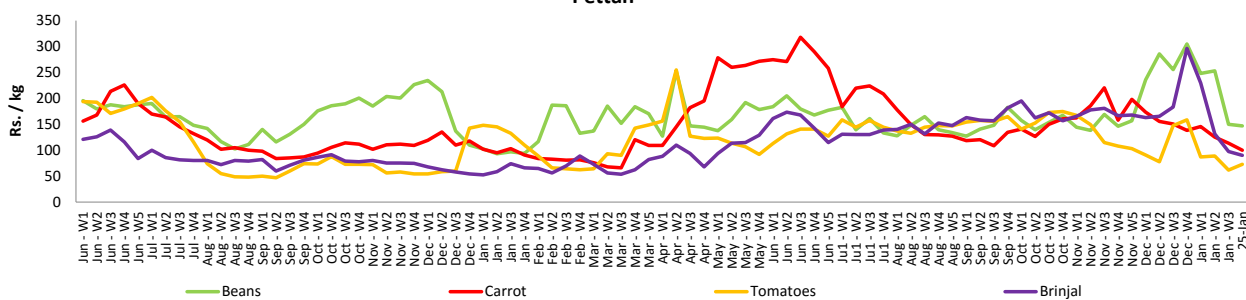
## Vegetables

| Item        | Unit   | Wholesale               |        |                         |        | Retail                  |        |                         |        |
|-------------|--------|-------------------------|--------|-------------------------|--------|-------------------------|--------|-------------------------|--------|
|             |        | Pettah                  |        | Dambulla                |        | Pettah                  |        | Dambulla                |        |
|             |        | Previous 5 Days Average | Today  | Previous 5 Days Average | Today  | Previous 5 Days Average | Today  | Previous 5 Days Average | Today  |
| Beans       | Rs./Kg | 121.00                  | 113.00 | 116.00                  | 135.00 | 151.00                  | 147.00 | 137.00                  | 155.00 |
| Carrot      | Rs./Kg | 73.00                   | 70.00  | 86.00                   | 55.00  | 110.00                  | 100.00 | 106.00                  | 75.00  |
| Cabbage     | Rs./Kg | 39.00                   | 30.00  | 31.00                   | 28.00  | 74.00                   | 63.00  | 51.00                   | 48.00  |
| Tomatoes    | Rs./Kg | 34.00                   | 45.00  | 30.00                   | 33.00  | 68.00                   | 73.00  | 51.00                   | 53.00  |
| Brinjal     | Rs./Kg | 59.00                   | 60.00  | 56.00                   | 43.00  | 96.00                   | 90.00  | 76.00                   | 63.00  |
| Pumpkin     | Rs./Kg | 41.00                   | 39.00  | 40.00                   | 44.00  | 69.00                   | 68.00  | 60.00                   | 63.00  |
| Snake gourd | Rs./Kg | 69.00                   | 70.00  | 48.00                   | 43.00  | 109.00                  | 97.00  | 68.00                   | 63.00  |

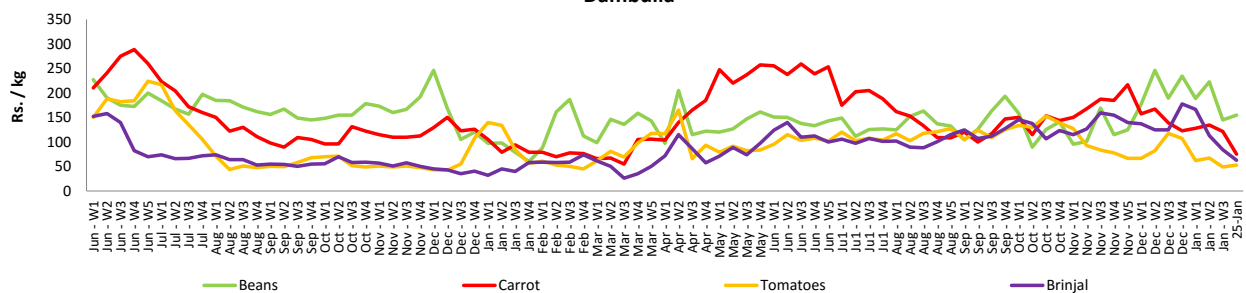
- Price increased by more than 5% compared to previous week average price.
- Price decreased by more than 5% compared to previous week average price.

### Retail Prices

#### Pettah



#### Dambulla



# Wholesale and Retail Prices of Selected Food Commodities - 2018/01/25

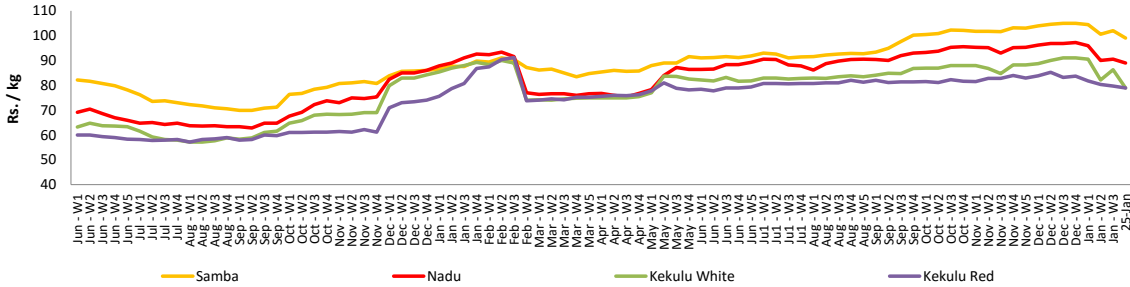
## Rice

| Item         | Unit   | Wholesale               |       |                         |        | Retail                  |        |
|--------------|--------|-------------------------|-------|-------------------------|--------|-------------------------|--------|
|              |        | Maradaghamula           |       | Pettah                  |        | Pettah                  |        |
|              |        | Previous 5 Days Average | Today | Previous 5 Days Average | Today  | Previous 5 Days Average | Today  |
| Samba        | Rs./Kg | 102.00                  | 99.00 | 105.00                  | 104.00 | 111.00                  | 110.00 |
| Nadu         | Rs./Kg | 90.00                   | 89.00 | 92.00                   | 92.00  | 98.00                   | 98.00  |
| Kekulu White | Rs./Kg | 84.00                   | 79.00 | 92.00                   | 92.00  | 98.00                   | 98.00  |
| Kekulu Red   | Rs./Kg | 79.00                   | 79.00 | 82.00                   | 82.00  | 88.00                   | 88.00  |

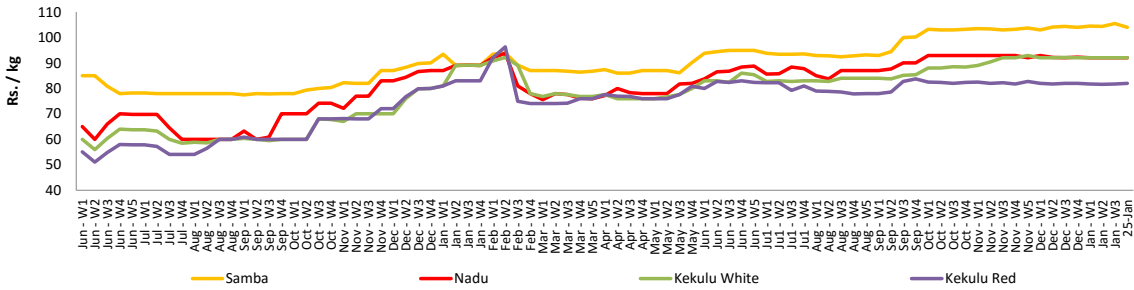
- Price increased by more than 5% compared to previous week average price.
- Price decreased by more than 5% compared to previous week average price.

### Wholesale Prices

#### Marandaghamula

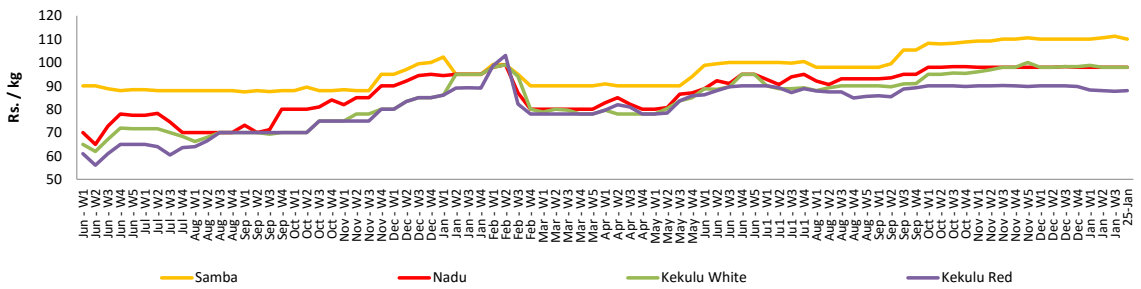


#### Pettah



### Retail Prices

#### Pettah



# Wholesale and Retail Prices of Selected Food Commodities - 2018/01/25

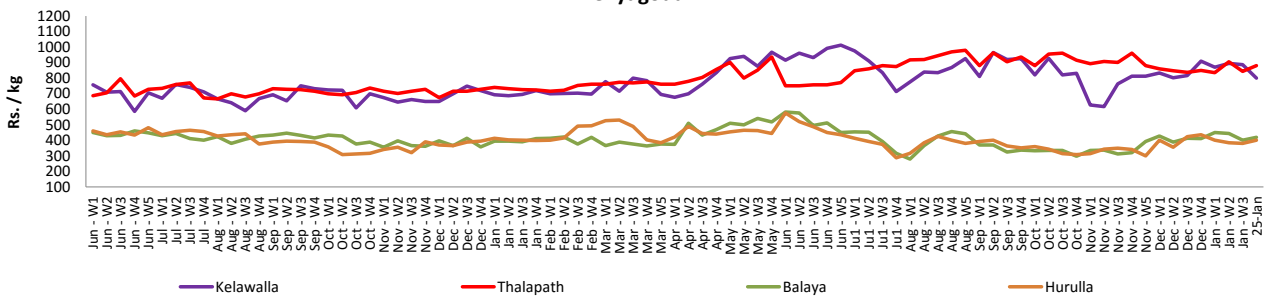
## Fish

| Item      | Unit   | Wholesale               |        |                         |        | Retail                  |        |                         |        |
|-----------|--------|-------------------------|--------|-------------------------|--------|-------------------------|--------|-------------------------|--------|
|           |        | Peliyagoda              |        | Negombo                 |        | Peliyagoda              |        | Negombo                 |        |
|           |        | Previous 5 Days Average | Today  | Previous 5 Days Average | Today  | Previous 5 Days Average | Today  | Previous 5 Days Average | Today  |
| Kelawalla | Rs./Kg | 568.00                  | 550.00 | 542.00                  | 520.00 | 858.00                  | 800.00 | 836.00                  | 800.00 |
| Thalapath | Rs./Kg | 700.00                  | 700.00 | 652.00                  | 720.00 | 878.00                  | 880.00 | 854.00                  | 950.00 |
| Balaya    | Rs./Kg | 274.00                  | 320.00 | 260.00                  | 240.00 | 374.00                  | 420.00 | 408.00                  | 400.00 |
| Paraw     | Rs./Kg | 524.00                  | 550.00 | 530.00                  | 580.00 | 866.00                  | 900.00 | 776.00                  | 880.00 |
| Salaya    | Rs./Kg | 122.00                  | 130.00 | 102.00                  | 120.00 | 176.00                  | 180.00 | 180.00                  | 200.00 |
| Hurulla   | Rs./Kg | 288.00                  | 290.00 | 250.00                  | 270.00 | 388.00                  | 400.00 | 342.00                  | 370.00 |

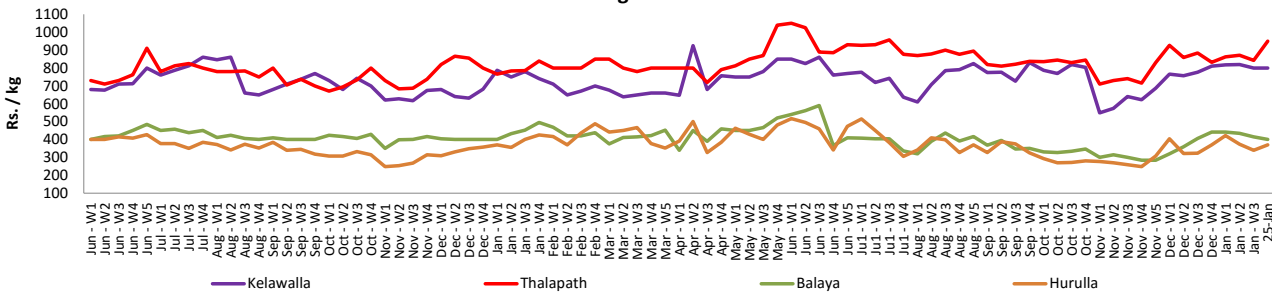
- Price increased by more than 5% compared to previous week average price.
- Price decreased by more than 5% compared to previous week average price.

### Retail Prices

#### Peliyagoda



#### Negombo



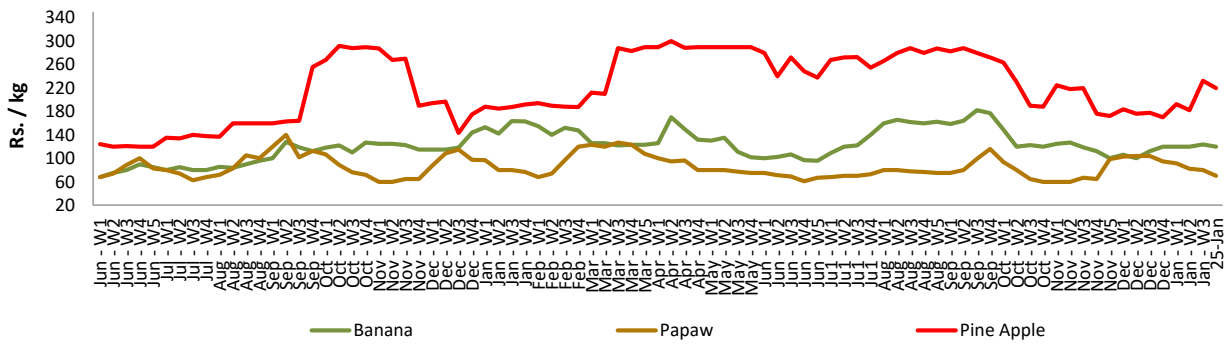
# Wholesale and Retail Prices of Selected Food Commodities - 2018/01/25

## Fruits

| Item          | Unit   | Wholesale               |        | Retail                  |        |
|---------------|--------|-------------------------|--------|-------------------------|--------|
|               |        | Pettah                  |        |                         |        |
|               |        | Previous 5 Days Average | Today  | Previous 5 Days Average | Today  |
| Banana (Sour) | Rs./Kg | 84.00                   | 80.00  | 122.00                  | 120.00 |
| Papaw         | Rs./Kg | 52.00                   | 50.00  | 76.00                   | 70.00  |
| Pineapple     | Rs./Kg | 178.00                  | 180.00 | 232.00                  | 220.00 |

- Price increased by more than 5% compared to previous week average price.
- Price decreased by more than 5% compared to previous week average price.

Retail - Pettah



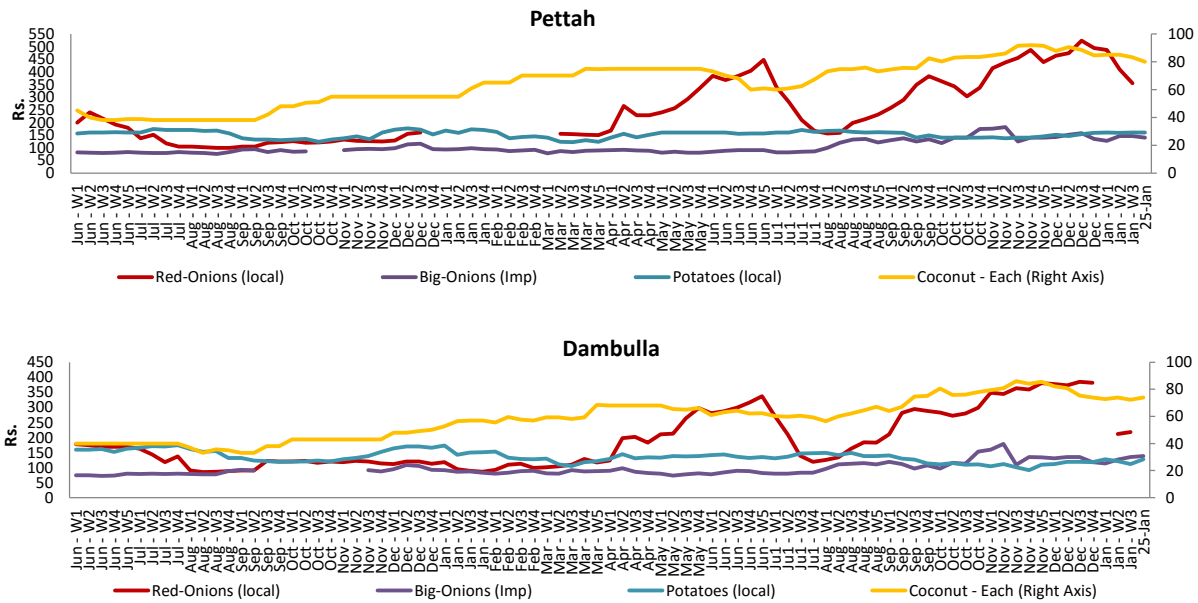
# Wholesale and Retail Prices of Selected Food Commodities - 2018/01/25

## Other

| Item                 | Unit     | Wholesale               |        |                         |        | Retail                  |        |                         |        |
|----------------------|----------|-------------------------|--------|-------------------------|--------|-------------------------|--------|-------------------------|--------|
|                      |          | Pettah                  |        | Dambulla                |        | Pettah                  |        | Dambulla                |        |
|                      |          | Previous 5 Days Average | Today  | Previous 5 Days Average | Today  | Previous 5 Days Average | Today  | Previous 5 Days Average | Today  |
| Red-Onions (local)   | Rs./Kg   | 217.00                  | n.a.   | 135.00                  | n.a.   | 305.00                  | n.a.   | 148.00                  | n.a.   |
| Red-Onions (Imp)     | Rs./Kg   | 201.00                  | 200.00 | 177.00                  | 153.00 | 242.00                  | 240.00 | 191.00                  | 163.00 |
| Big-Onions (local)   | Rs./Kg   | n.a.                    | n.a.   | n.a.                    | n.a.   | n.a.                    | n.a.   | n.a.                    | n.a.   |
| Big-Onions (Imp)     | Rs./Kg   | 125.00                  | 125.00 | 121.00                  | 125.00 | 143.00                  | 140.00 | 131.00                  | 138.00 |
| Potatoes (local)     | Rs./Kg   | 120.00                  | 120.00 | 111.00                  | 118.00 | 160.00                  | 160.00 | 123.00                  | 128.00 |
| Potatoes (Imp)       | Rs./Kg   | 44.00                   | 45.00  |                         |        | 64.00                   | 65.00  |                         |        |
| Dried Chillies (Imp) | Rs./Kg   | 210.00                  | 210.00 | 212.00                  | 218.00 | 258.00                  | 260.00 | 223.00                  | 228.00 |
| Coconut              | Rs./Nut  | 76.00                   | 75.00  | 67.00                   | 68.00  | 82.00                   | 80.00  | 73.00                   | 74.00  |
| Coconut oil          | Rs./Ltr  | 340.00                  | 340.00 |                         |        | 360.00                  | 360.00 |                         |        |
| Dhal                 | Rs./Kg   | 114.00                  | 115.00 |                         |        | 130.00                  | 130.00 |                         |        |
| Sugar                | Rs./Kg   | 103.00                  | 103.00 |                         |        | 110.00                  | 110.00 |                         |        |
| Eggs                 | Rs./Each | 11.00                   | 12.00  |                         |        | 12.00                   | 13.00  |                         |        |
| Katta                | Rs./Kg   | 820.00                  | 820.00 |                         |        | 850.00                  | 850.00 |                         |        |
| Sprats               | Rs./Kg   | 500.00                  | 500.00 |                         |        | 550.00                  | 550.00 |                         |        |

- Price increased by more than 5% compared to previous week average price.
- Price decreased by more than 5% compared to previous week average price.

### Retail Prices



\* Prices of food commodities may vary due to quality and markets among other factors.