

Daily Price Report

A Summary of Price Developments - 24 January 2018



Vegetables

- Prices of **most varieties of vegetables** indicated a general declining trend in both **Pettah and Dambulla**.



Rice

- **No significant price movement** was observed of rice compared with the previous week in **Pettah** market while **wholesale price of Kekulu (White) decreased** significantly in **Marandaghamula**.



Fish

- Retail prices of most varieties of **fish** demonstrated some level of **stability** in both **Negombo and Peliyagoda markets**.



Wholesale and Retail Prices of Selected Food Commodities - 2018/01/24

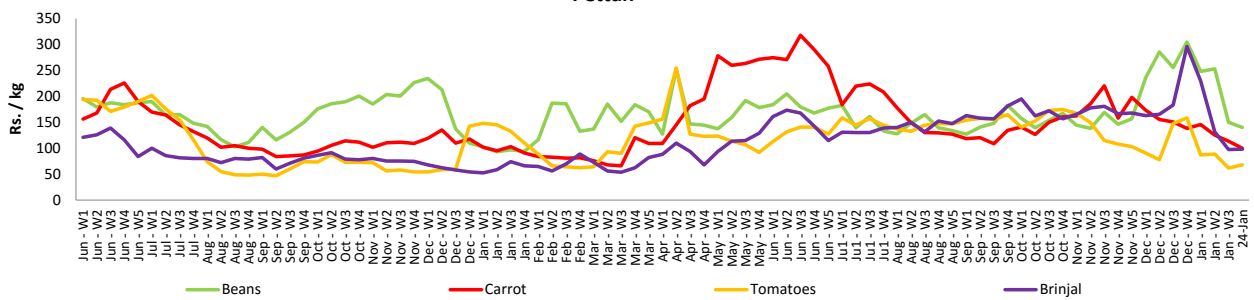
Vegetables

Item	Unit	Wholesale				Retail			
		Pettah		Dambulla		Pettah		Dambulla	
		Previous 5 Days Average	Today	Previous 5 Days Average	Today	Previous 5 Days Average	Today	Previous 5 Days Average	Today
Beans	Rs./Kg	120.00	117.00	118.00	135.00	153.00	140.00	139.00	155.00
Carrot	Rs./Kg	76.00	67.00	96.00	58.00	112.00	100.00	116.00	78.00
Cabbage	Rs./Kg	40.00	37.00	31.00	23.00	76.00	67.00	51.00	43.00
Tomatoes	Rs./Kg	33.00	33.00	28.00	41.00	65.00	68.00	48.00	63.00
Brinjal	Rs./Kg	59.00	67.00	59.00	53.00	96.00	98.00	79.00	73.00
Pumpkin	Rs./Kg	42.00	39.00	42.00	43.00	70.00	63.00	62.00	63.00
Snake gourd	Rs./Kg	71.00	70.00	51.00	43.00	110.00	107.00	71.00	63.00

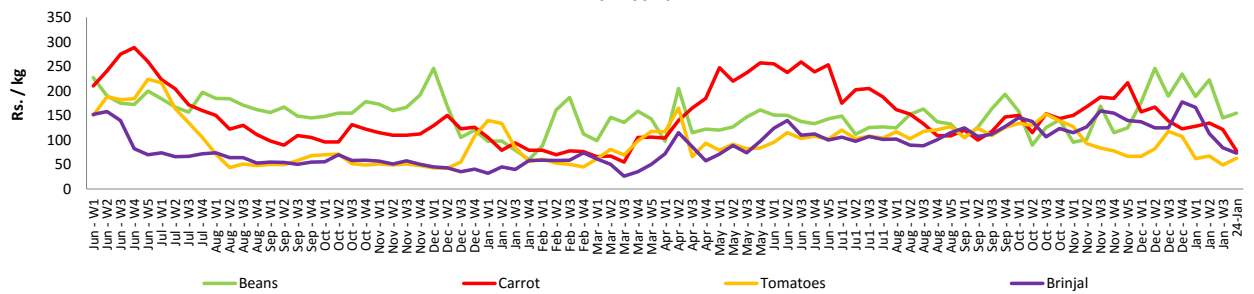
- Price increased by more than 5% compared to previous week average price.
- Price decreased by more than 5% compared to previous week average price.

Retail Prices

Pettah



Dambulla



Wholesale and Retail Prices of Selected Food Commodities - 2018/01/24

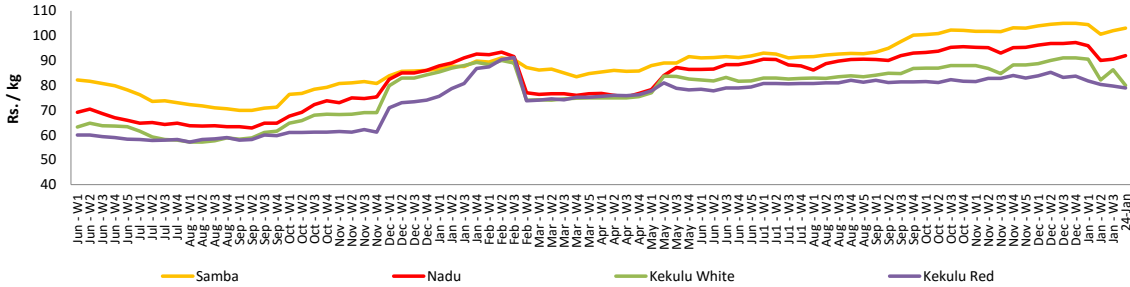
Rice

Item	Unit	Wholesale				Retail	
		Maradaghamula		Pettah		Pettah	
		Previous 5 Days Average	Today	Previous 5 Days Average	Today	Previous 5 Days Average	Today
Samba	Rs./Kg	102.00	103.00	105.00	104.00	111.00	110.00
Nadu	Rs./Kg	90.00	92.00	92.00	92.00	98.00	98.00
Kekulu White	Rs./Kg	86.00	80.00	92.00	92.00	98.00	98.00
Kekulu Red	Rs./Kg	80.00	79.00	82.00	82.00	88.00	88.00

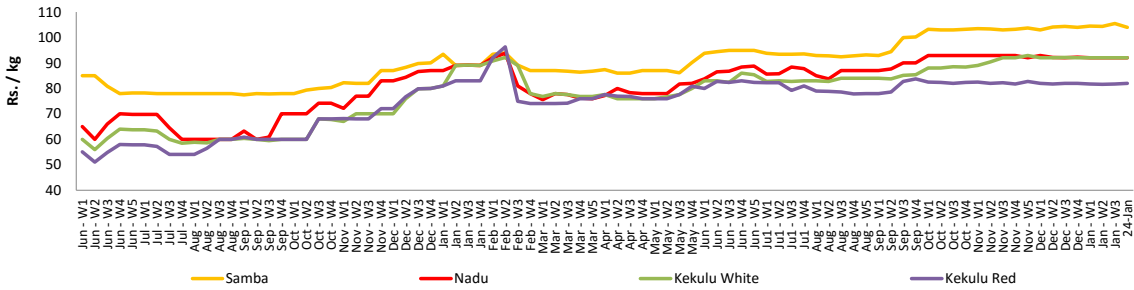
- Price increased by more than 5% compared to previous week average price.
- Price decreased by more than 5% compared to previous week average price.

Wholesale Prices

Marandaghamula

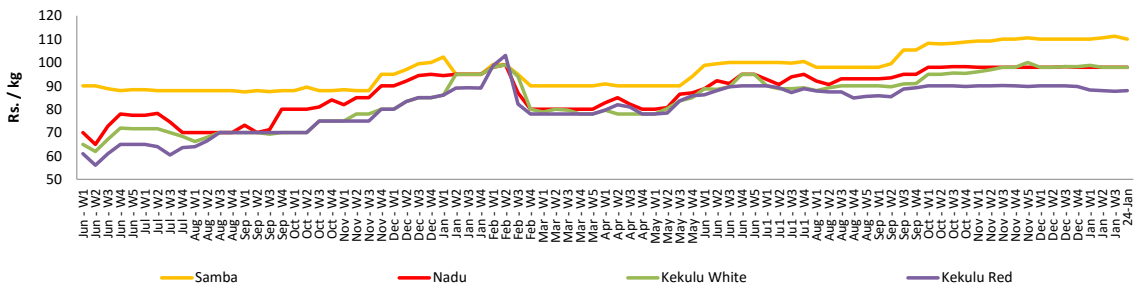


Pettah



Retail Prices

Pettah



Wholesale and Retail Prices of Selected Food Commodities - 2018/01/24

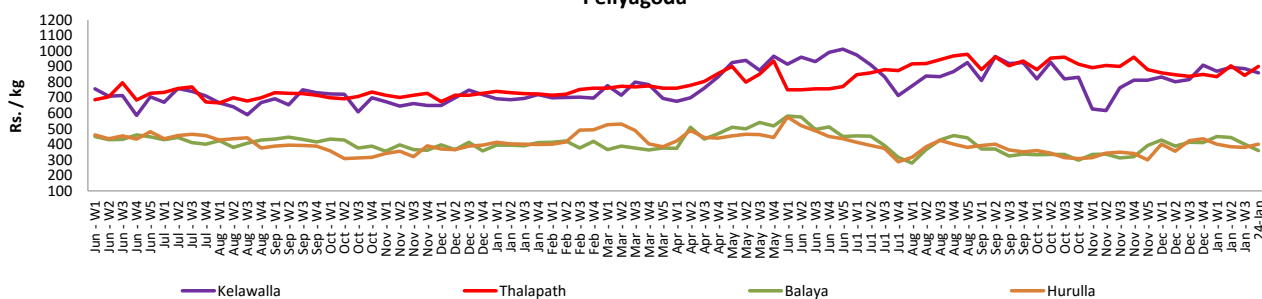
Fish

Item	Unit	Wholesale				Retail			
		Peliyagoda		Negombo		Peliyagoda		Negombo	
		Previous 5 Days Average	Today	Previous 5 Days Average	Today	Previous 5 Days Average	Today	Previous 5 Days Average	Today
Kelawalla	Rs./Kg	562.00	580.00	546.00	500.00	866.00	860.00	832.00	800.00
Thalapath	Rs./Kg	686.00	720.00	650.00	680.00	858.00	900.00	852.00	880.00
Balaya	Rs./Kg	292.00	260.00	268.00	240.00	392.00	360.00	412.00	400.00
Paraw	Rs./Kg	530.00	520.00	538.00	500.00	866.00	880.00	768.00	780.00
Salaya	Rs./Kg	124.00	130.00	104.00	100.00	180.00	180.00	180.00	180.00
Hurulla	Rs./Kg	284.00	300.00	254.00	230.00	384.00	400.00	346.00	330.00

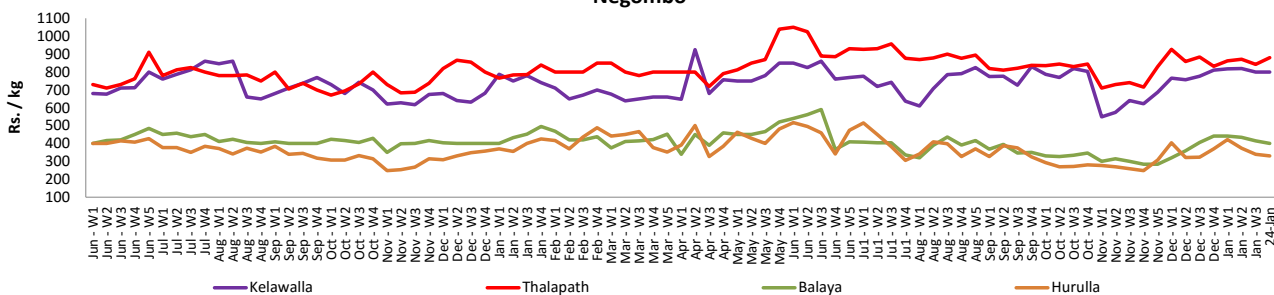
- Price increased by more than 5% compared to previous week average price.
- Price decreased by more than 5% compared to previous week average price.

Retail Prices

Peliyagoda



Negombo



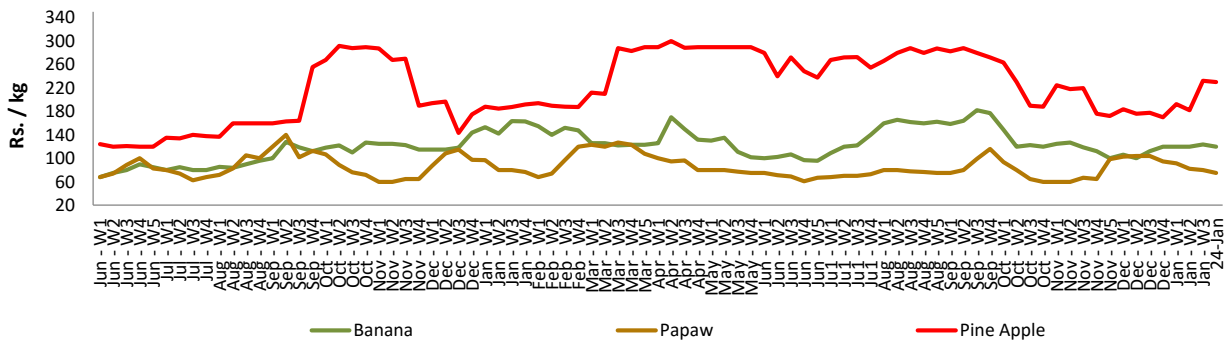
Wholesale and Retail Prices of Selected Food Commodities - 2018/01/24

Fruits

Item	Unit	Wholesale		Retail	
		Pettah			
		Previous 5 Days Average	Today	Previous 5 Days Average	Today
Banana (Sour)	Rs./Kg	84.00	85.00	123.00	120.00
Papaw	Rs./Kg	54.00	50.00	77.00	75.00
Pineapple	Rs./Kg	182.00	180.00	238.00	230.00

- Price increased by more than 5% compared to previous week average price.
- Price decreased by more than 5% compared to previous week average price.

Retail - Pettah



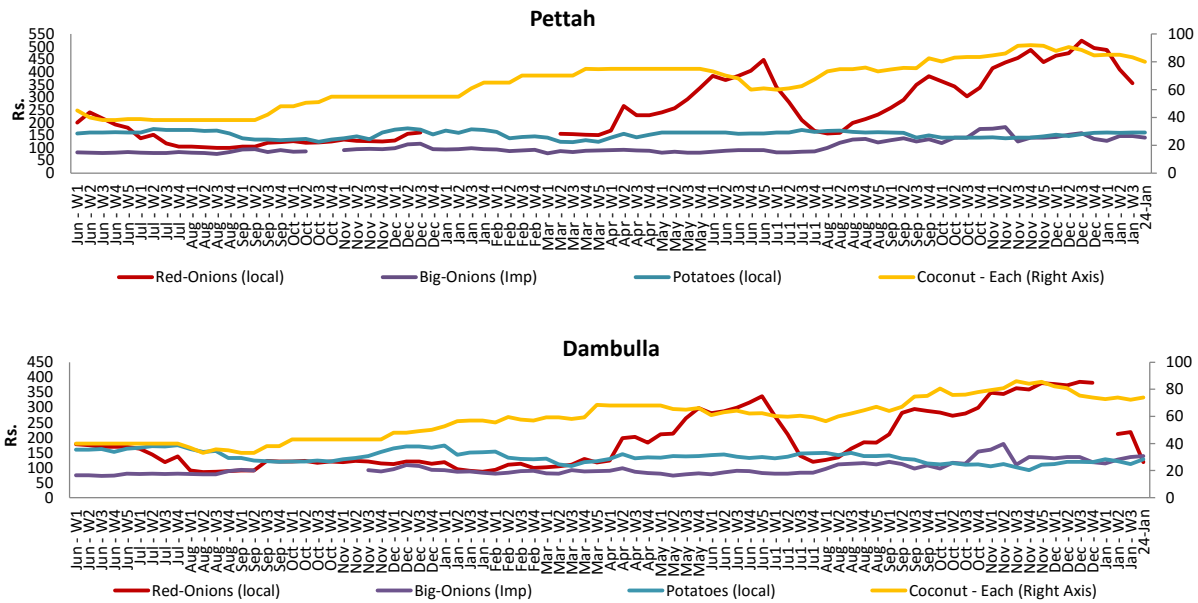
Wholesale and Retail Prices of Selected Food Commodities - 2018/01/24

Other

Item	Unit	Wholesale				Retail			
		Pettah		Dambulla		Pettah		Dambulla	
		Previous 5 Days Average	Today	Previous 5 Days Average	Today	Previous 5 Days Average	Today	Previous 5 Days Average	Today
Red-Onions (local)	Rs./Kg	269.00	n.a.	165.00	105.00	343.00	n.a.	178.00	118.00
Red-Onions (Imp)	Rs./Kg	197.00	200.00	183.00	175.00	242.00	240.00	197.00	188.00
Big-Onions (local)	Rs./Kg	n.a.	n.a.	n.a.	n.a.	n.a.	n.a.	n.a.	n.a.
Big-Onions (Imp)	Rs./Kg	125.00	123.00	121.00	125.00	144.00	140.00	131.00	138.00
Potatoes (local)	Rs./Kg	120.00	120.00	108.00	115.00	160.00	160.00	121.00	128.00
Potatoes (Imp)	Rs./Kg	44.00	45.00			64.00	65.00		
Dried Chillies (Imp)	Rs./Kg	210.00	210.00	209.00	215.00	258.00	260.00	220.00	228.00
Coconut	Rs./Nut	76.00	75.00	66.00	68.00	82.00	80.00	72.00	74.00
Coconut oil	Rs./Ltr	340.00	340.00			360.00	360.00		
Dhal	Rs./Kg	114.00	115.00			130.00	130.00		
Sugar	Rs./Kg	103.00	103.00			110.00	110.00		
Eggs	Rs./Each	11.00	11.00			12.00	12.00		
Katta	Rs./Kg	820.00	820.00			850.00	850.00		
Sprats	Rs./Kg	500.00	500.00			550.00	550.00		

- Price increased by more than 5% compared to previous week average price.
- Price decreased by more than 5% compared to previous week average price.

Retail Prices



* Prices of food commodities may vary due to quality and markets among other factors.