

Daily Price Report

A Summary of Price Developments - 23 January 2018



Vegetables

- Prices of **most varieties of vegetables** started to indicate **mixed movements** in both **Pettah and Dambulla** market **after continuous decline reported** during the **last week**.



Rice

- **No significant price movement** was observed of rice compared with the previous week in **Pettah** market while **wholesale price** in **Marandaghamula** market demonstrated **some volatility**.



Fish

- Prices of most varieties of **fish** demonstrated a general increase in **Negombo market** while **prices in Peliyagoda** market demonstrated mixed movements.



Wholesale and Retail Prices of Selected Food Commodities - 2018/01/23

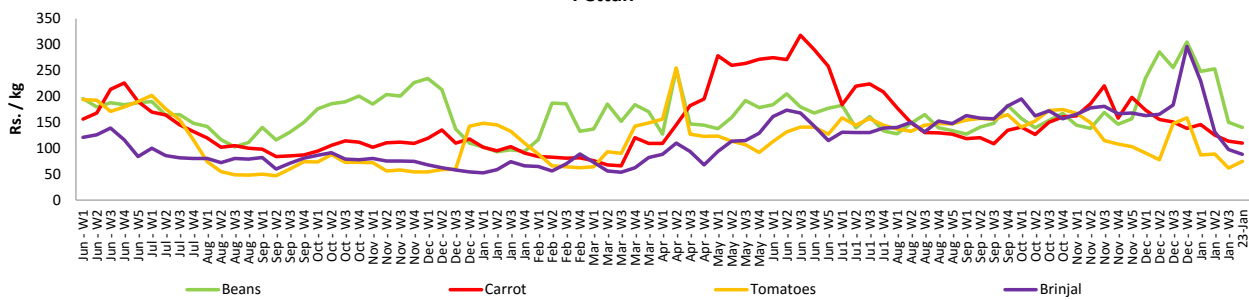
Vegetables

Item	Unit	Wholesale				Retail			
		Pettah		Dambulla		Pettah		Dambulla	
		Previous 5 Days Average	Today	Previous 5 Days Average	Today	Previous 5 Days Average	Today	Previous 5 Days Average	Today
Beans	Rs./Kg	122.00	107.00	122.00	145.00	154.00	140.00	143.00	165.00
Carrot	Rs./Kg	76.00	78.00	98.00	73.00	113.00	110.00	118.00	93.00
Cabbage	Rs./Kg	39.00	43.00	31.00	33.00	76.00	78.00	51.00	53.00
Tomatoes	Rs./Kg	33.00	40.00	29.00	41.00	65.00	75.00	49.00	63.00
Brinjal	Rs./Kg	61.00	53.00	62.00	45.00	97.00	88.00	82.00	65.00
Pumpkin	Rs./Kg	42.00	39.00	42.00	38.00	68.00	68.00	62.00	58.00
Snake gourd	Rs./Kg	73.00	70.00	51.00	55.00	111.00	107.00	71.00	75.00

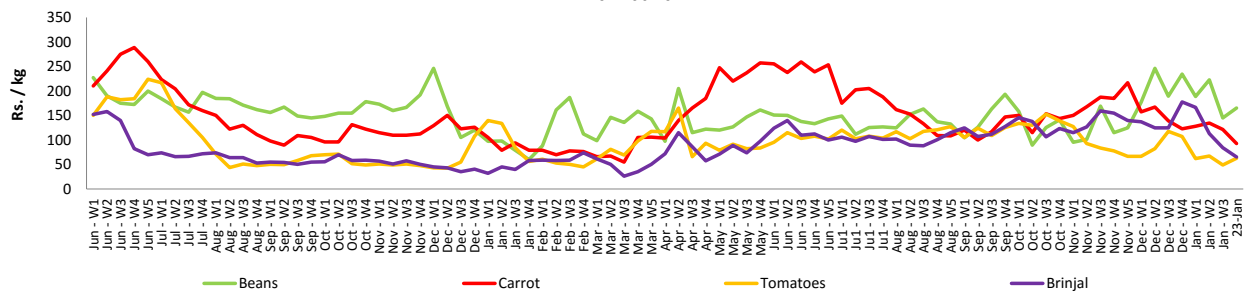
- Price increased by more than 5% compared to previous week average price.
- Price decreased by more than 5% compared to previous week average price.

Retail Prices

Pettah



Dambulla



Wholesale and Retail Prices of Selected Food Commodities - 2018/01/23

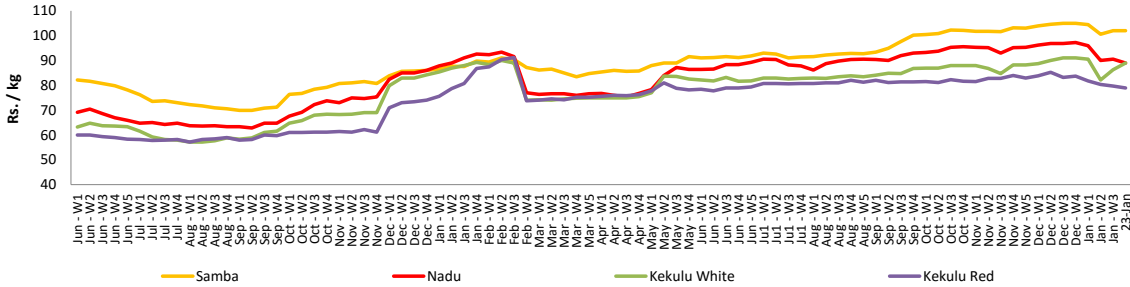
Rice

Item	Unit	Wholesale				Retail	
		Maradaghamula		Pettah		Pettah	
		Previous 5 Days Average	Today	Previous 5 Days Average	Today	Previous 5 Days Average	Today
Samba	Rs./Kg	102.00	102.00	105.00	104.00	111.00	110.00
Nadu	Rs./Kg	90.00	89.00	92.00	92.00	98.00	98.00
Kekulu White	Rs./Kg	86.00	89.00	92.00	92.00	98.00	98.00
Kekulu Red	Rs./Kg	80.00	79.00	82.00	82.00	88.00	88.00

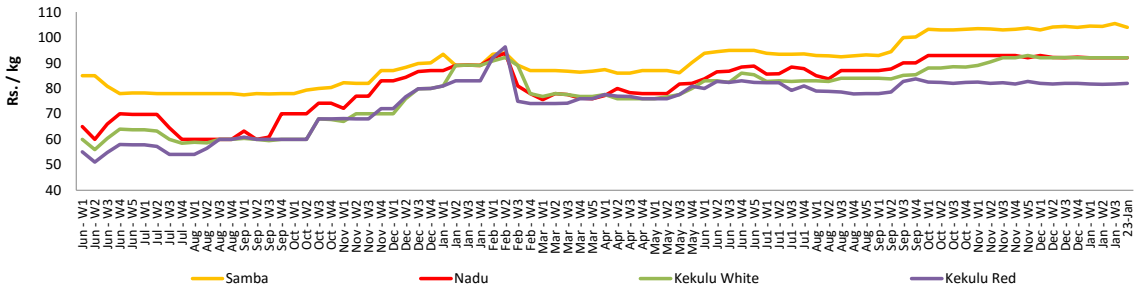
- Price increased by more than 5% compared to previous week average price.
- Price decreased by more than 5% compared to previous week average price.

Wholesale Prices

Marandaghamula

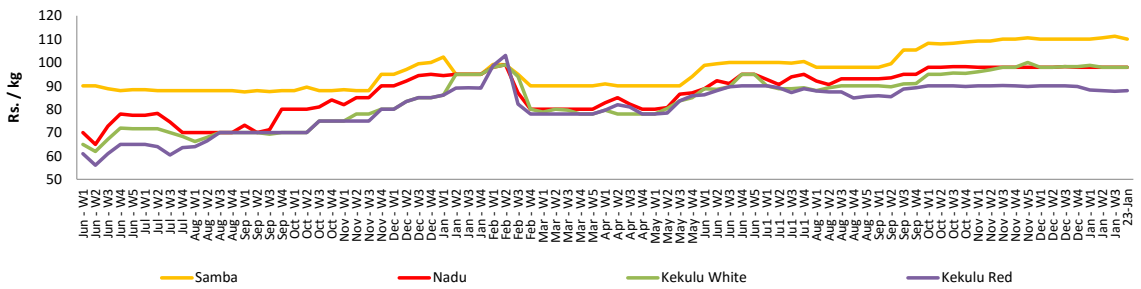


Pettah



Retail Prices

Pettah



Wholesale and Retail Prices of Selected Food Commodities - 2018/01/23

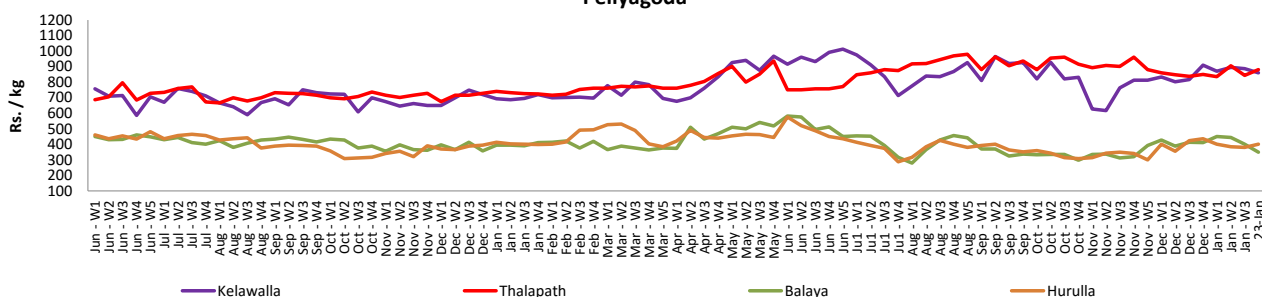
Fish

Item	Unit	Wholesale				Retail			
		Peliyagoda		Negombo		Peliyagoda		Negombo	
		Previous 5 Days Average	Today	Previous 5 Days Average	Today	Previous 5 Days Average	Today	Previous 5 Days Average	Today
Kelawalla	Rs./Kg	556.00	580.00	536.00	570.00	882.00	860.00	808.00	900.00
Thalapath	Rs./Kg	683.00	700.00	638.00	680.00	853.00	880.00	840.00	880.00
Balaya	Rs./Kg	292.00	250.00	276.00	240.00	392.00	350.00	416.00	400.00
Paraw	Rs./Kg	540.00	500.00	536.00	550.00	872.00	850.00	756.00	800.00
Salaya	Rs./Kg	128.00	120.00	104.00	120.00	184.00	180.00	180.00	200.00
Hurulla	Rs./Kg	280.00	300.00	250.00	250.00	380.00	400.00	342.00	350.00

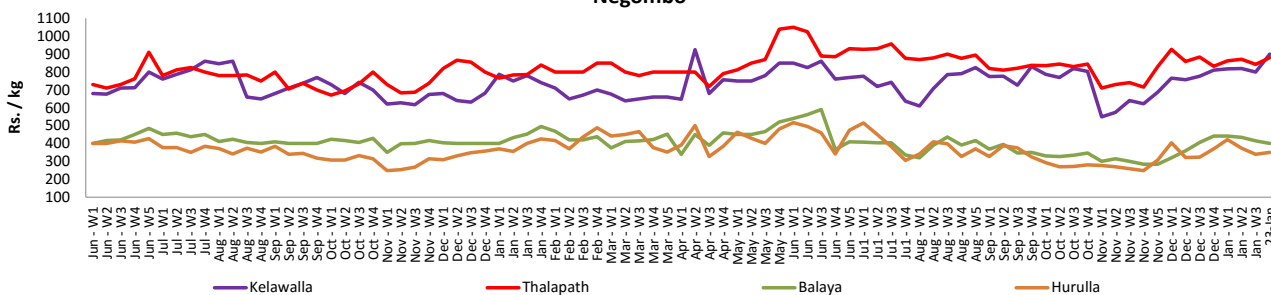
- Price increased by more than 5% compared to previous week average price.
- Price decreased by more than 5% compared to previous week average price.

Retail Prices

Peliyagoda



Negombo



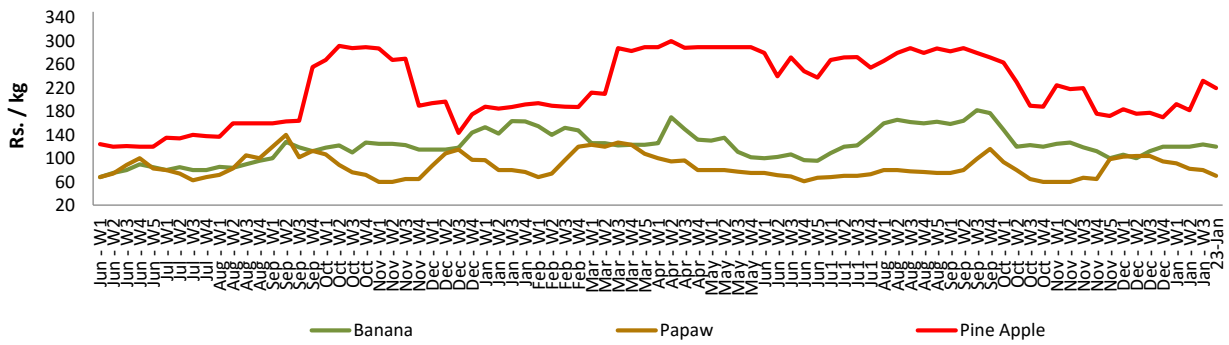
Wholesale and Retail Prices of Selected Food Commodities - 2018/01/23

Fruits

Item	Unit	Wholesale		Retail	
		Pettah			
		Previous 5 Days Average	Today	Previous 5 Days Average	Today
Banana (Sour)	Rs./Kg	84.00	80.00	123.00	120.00
Papaw	Rs./Kg	56.00	50.00	79.00	70.00
Pineapple	Rs./Kg	176.00	180.00	232.00	220.00

- Price increased by more than 5% compared to previous week average price.
- Price decreased by more than 5% compared to previous week average price.

Retail - Pettah



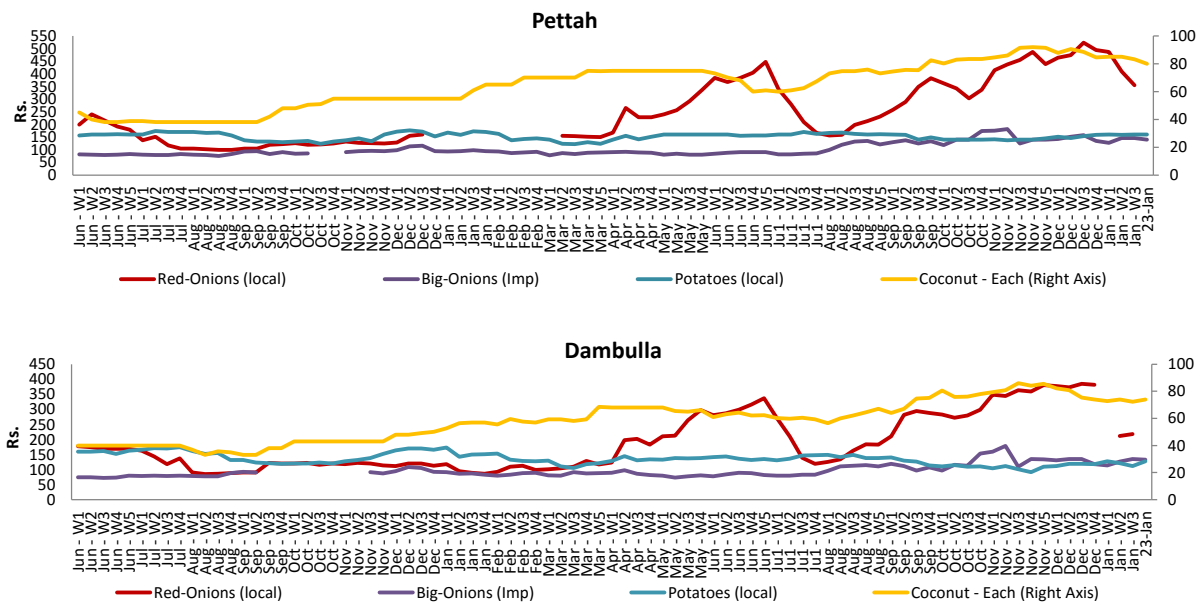
Wholesale and Retail Prices of Selected Food Commodities - 2018/01/23

Other

Item	Unit	Wholesale				Retail			
		Pettah		Dambulla		Pettah		Dambulla	
		Previous 5 Days Average	Today	Previous 5 Days Average	Today	Previous 5 Days Average	Today	Previous 5 Days Average	Today
Red-Onions (local)	Rs./Kg	286.00	n.a.	185.00	n.a.	355.00	n.a.	198.00	n.a.
Red-Onions (Imp)	Rs./Kg	193.00	200.00	193.00	175.00	242.00	240.00	207.00	188.00
Big-Onions (local)	Rs./Kg	n.a.	n.a.	n.a.	n.a.	n.a.	n.a.	n.a.	n.a.
Big-Onions (Imp)	Rs./Kg	125.00	128.00	123.00	123.00	145.00	140.00	133.00	133.00
Potatoes (local)	Rs./Kg	120.00	120.00	103.00	115.00	160.00	160.00	116.00	128.00
Potatoes (Imp)	Rs./Kg	45.00	45.00			66.00	65.00		
Dried Chillies (Imp)	Rs./Kg	210.00	210.00	208.00	213.00	258.00	260.00	219.00	223.00
Coconut	Rs./Nut	76.00	75.00	67.00	68.00	83.00	80.00	73.00	74.00
Coconut oil	Rs./Ltr	340.00	340.00			360.00	360.00		
Dhal	Rs./Kg	114.00	115.00			130.00	130.00		
Sugar	Rs./Kg	103.00	103.00			110.00	110.00		
Eggs	Rs./Each	11.00	11.00			12.00	12.00		
Katta	Rs./Kg	820.00	820.00			850.00	850.00		
Sprats	Rs./Kg	500.00	500.00			550.00	550.00		

- Price increased by more than 5% compared to previous week average price.
- Price decreased by more than 5% compared to previous week average price.

Retail Prices



* Prices of food commodities may vary due to quality and markets among other factors.