

# Daily Price Report

---

A Summary of Price Developments - 11 January 2018

---



## Vegetables

- Prices of most varieties of **vegetables decreased** in **Pettah market** due to high level of stocks being received while **mixed movements** are demonstrated in **Dambulla market**.



## Rice

- **Wholesale price of Kekulu (White and Red) rice continued the declining trend** observed in the beginning of the week.
- However, prices in **Pettah market remains unchanged**.



## Fruits

- Prices of Papaw and Pineapple continued to decrease in Pettah market due to favourable supply as a result of seasonal impact.



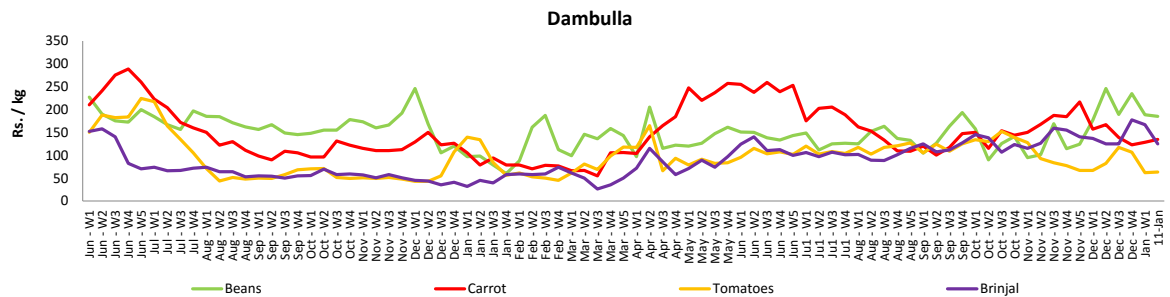
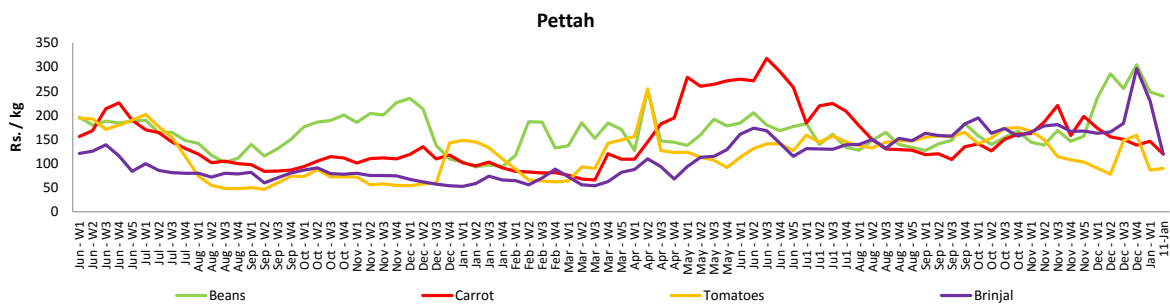
# Wholesale and Retail Prices of Selected Food Commodities - 2018/01/11

## Vegetables

Item	Unit	Wholesale				Retail			
		Pettah		Dambulla		Pettah		Dambulla	
		Previous 5 Days Average	Today	Previous 5 Days Average	Today	Previous 5 Days Average	Today	Previous 5 Days Average	Today
Beans	Rs./Kg	195.00	200.00	183.00	165.00	242.00	240.00	203.00	185.00
Carrot	Rs./Kg	97.00	90.00	105.00	115.00	133.00	120.00	125.00	135.00
Cabbage	Rs./Kg	68.00	55.00	53.00	63.00	108.00	100.00	73.00	83.00
Tomatoes	Rs./Kg	52.00	45.00	44.00	43.00	86.00	90.00	64.00	63.00
Brinjal	Rs./Kg	126.00	80.00	111.00	105.00	166.00	120.00	131.00	125.00
Pumpkin	Rs./Kg	45.00	40.00	39.00	38.00	74.00	75.00	59.00	58.00
Snake gourd	Rs./Kg	96.00	95.00	63.00	65.00	130.00	120.00	83.00	85.00

- Price increased by more than 5% compared to previous week average price.
- Price decreased by more than 5% compared to previous week average price.

### Retail Prices



# Wholesale and Retail Prices of Selected Food Commodities - 2018/01/11

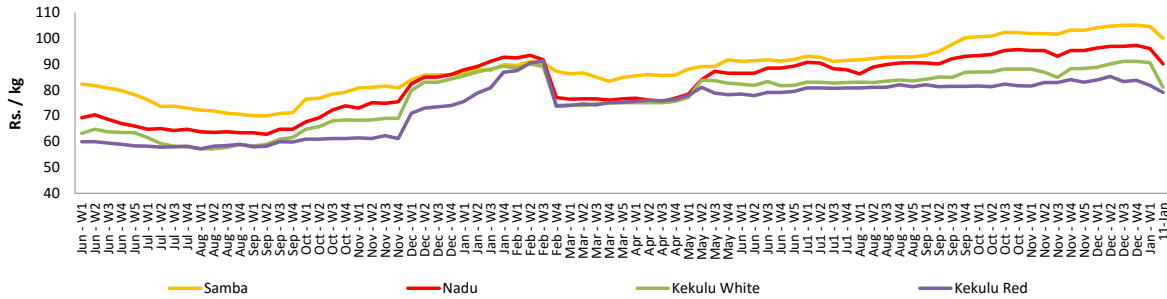
## Rice

Item	Unit	Wholesale				Retail	
		Maradaghamula		Pettah		Pettah	
		Previous 5 Days Average	Today	Previous 5 Days Average	Today	Previous 5 Days Average	Today
Samba	Rs./Kg	102.00	100.00	104.40	104.00	110.00	110.00
Nadu	Rs./Kg	92.00	90.00	92.00	92.00	98.00	98.00
Kekulu White	Rs./Kg	86.00	81.00	92.00	92.00	98.00	98.00
Kekulu Red	Rs./Kg	81.00	79.00	82.00	82.00	88.00	88.00

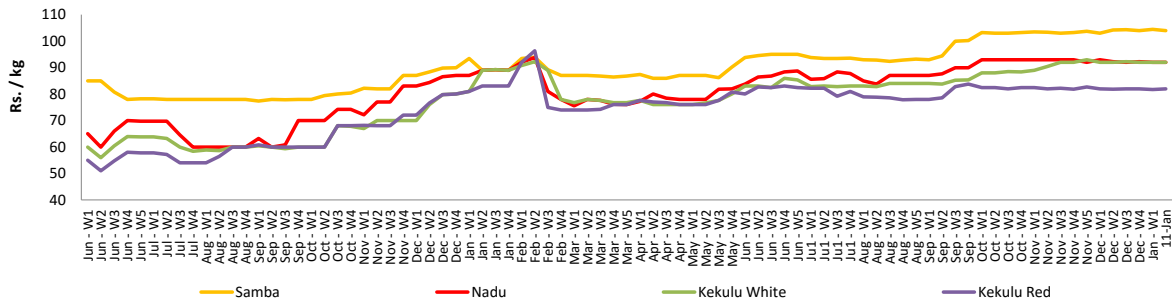
- Price increased by more than 5% compared to previous week average price.
- Price decreased by more than 5% compared to previous week average price.

### Wholesale Prices

#### Maradaghamula

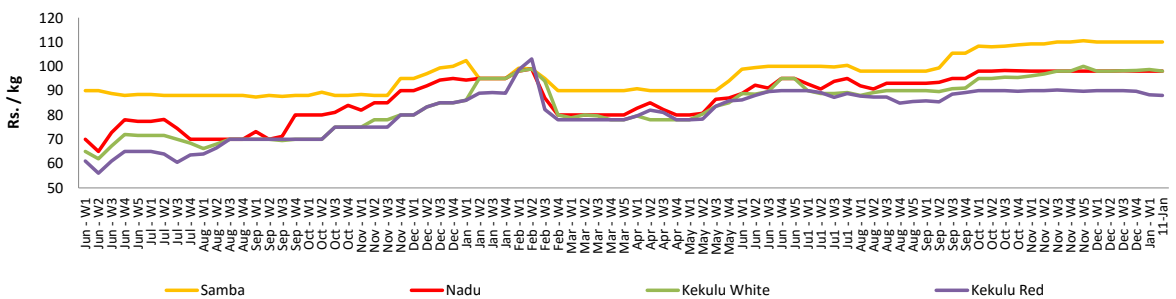


#### Pettah



### Retail Prices

#### Pettah



# Wholesale and Retail Prices of Selected Food Commodities - 2018/01/11

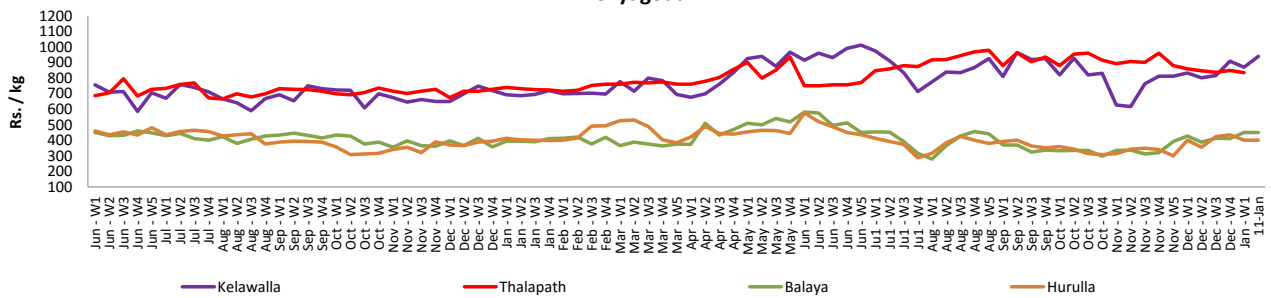
## Fish

Item	Unit	Wholesale				Retail			
		Peliyagoda		Negombo		Peliyagoda		Negombo	
		Previous 5 Days Average	Today	Previous 5 Days Average	Today	Previous 5 Days Average	Today	Previous 5 Days Average	Today
Kelawalla	Rs./Kg	524.00	550.00	546.00	550.00	834.00	940.00	838.00	800.00
Thalapath	Rs./Kg	763.00	n.a.	638.00	630.00	910.00	n.a.	882.00	850.00
Balaya	Rs./Kg	333.00	350.00	304.00	280.00	433.00	450.00	442.00	420.00
Paraw	Rs./Kg	596.00	n.a.	520.00	540.00	944.00	n.a.	716.00	740.00
Salaya	Rs./Kg	128.00	140.00	114.00	100.00	196.00	200.00	182.00	150.00
Hurulla	Rs./Kg	303.00	300.00	298.00	280.00	393.00	400.00	398.00	380.00

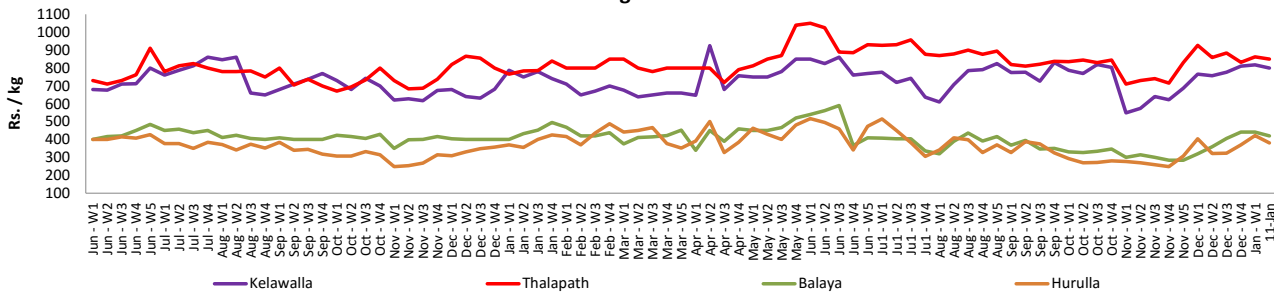
- Price increased by more than 5% compared to previous week average price.
- Price decreased by more than 5% compared to previous week average price.

### Retail Prices

#### Peliyagoda



#### Negombo



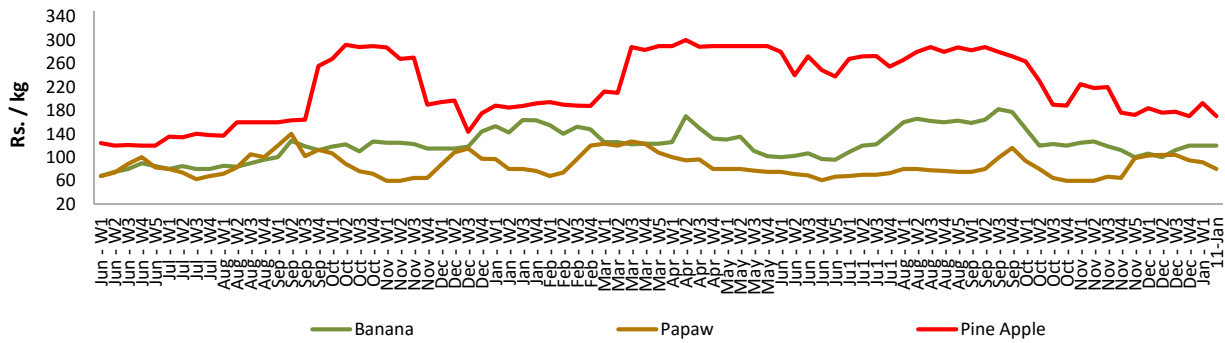
# Wholesale and Retail Prices of Selected Food Commodities - 2018/01/11

## Fruits

Item	Unit	Wholesale		Retail	
		Pettah			
		Previous 5 Days Average	Today	Previous 5 Days Average	Today
Banana (Sour)	Rs./Kg	80.00	80.00	120.00	120.00
Papaw	Rs./Kg	64.00	45.00	87.00	80.00
Pineapple	Rs./Kg	149.00	120.00	192.00	170.00

- Price increased by more than 5% compared to previous week average price.
- Price decreased by more than 5% compared to previous week average price.

Retail - Pettah



# Wholesale and Retail Prices of Selected Food Commodities - 2018/01/11

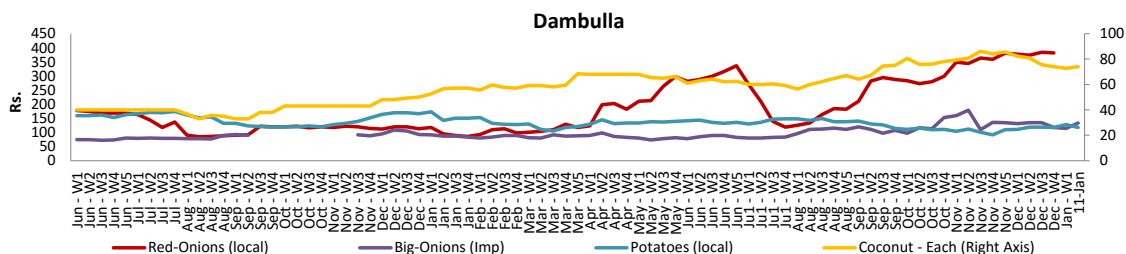
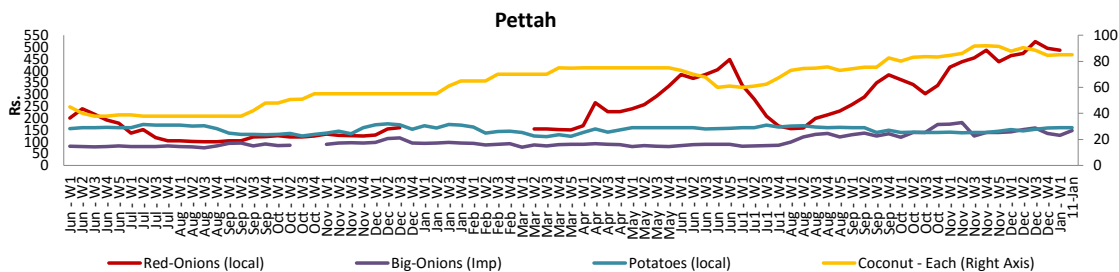
## Other

Item	Unit	Wholesale				Retail			
		Pettah		Dambulla		Pettah		Dambulla	
		Previous 5 Days Average	Today	Previous 5 Days Average	Today	Previous 5 Days Average	Today	Previous 5 Days Average	Today
Red-Onions (local)	Rs./Kg	407.50	n.a.	198.00	n.a.	475.00	n.a.	211.00	n.a.
Red-Onions (Imp)	Rs./Kg	223.00	170.00	241.00	210.00	272.00	240.00	253.00	220.00
Big-Onions (local)	Rs./Kg	n.a.	n.a.	n.a.	n.a.	n.a.	n.a.	n.a.	n.a.
Big-Onions (Imp)	Rs./Kg	118.00	130.00	115.00	123.00	139.00	148.00	126.00	133.00
Potatoes (local)	Rs./Kg	120.00	120.00	114.00	105.00	160.00	160.00	125.00	118.00
Potatoes (Imp)	Rs./Kg	58.00	55.00			81.00	80.00		
Dried Chillies (Imp)	Rs./Kg	210.00	210.00	209.00	205.00	258.00	260.00	223.00	218.00
Coconut	Rs./Nut	78.00	80.00	68.00	68.00	85.00	85.00	74.00	74.00
Coconut oil	Rs./Ltr	340.00	340.00			360.00	360.00		
Dhal	Rs./Kg	115.00	115.00			129.00	130.00		
Sugar	Rs./Kg	103.00	103.00			110.00	110.00		
Eggs	Rs./Each	11.00	11.00			12.00	12.00		
Katta	Rs./Kg	820.00	820.00			850.00	850.00		
Sprats	Rs./Kg	500.00	500.00			550.00	550.00		

Price increased by more than 5% compared to previous week average price.

Price decreased by more than 5% compared to previous week average price.

### Retail Prices



\* Prices of food commodities may vary due to quality and markets among other factors.