

Daily Price Report

A Summary of Price Developments - 10 January 2018



Vegetables

- Prices of most varieties of vegetables demonstrated mixed movements in both Pettah and Dambulla markets.



Rice

- Wholesale prices of all varieties of rice decreased in Marandagahamula market with the harvest of Maha season commencing to reach the market.
- However, prices in Pettah market remains unchanged.



Fish

- Prices of most varieties of fish indicated some level of stability in both Peliyagoda and Negombo markets.



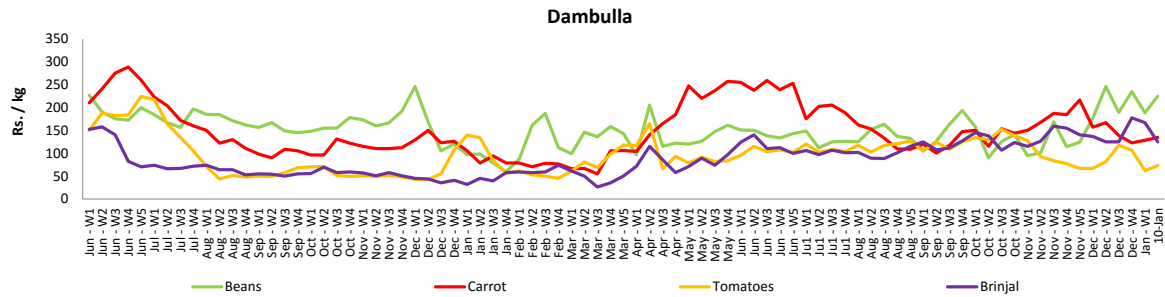
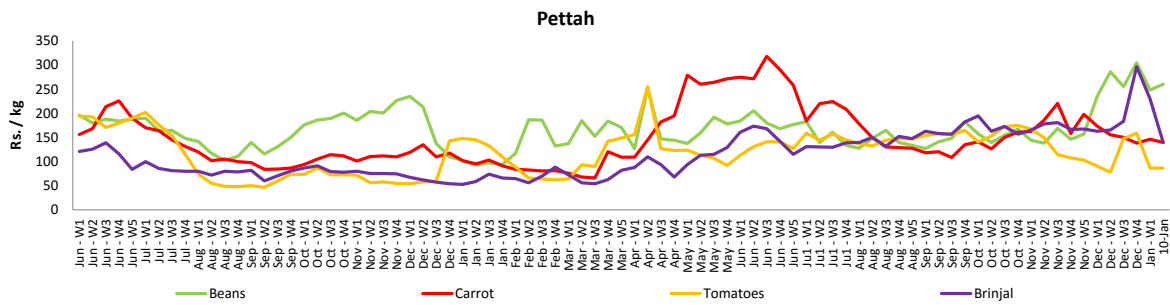
Wholesale and Retail Prices of Selected Food Commodities - 2018/01/10

Vegetables

Item	Unit	Wholesale				Retail			
		Pettah		Dambulla		Pettah		Dambulla	
		Previous 5 Days Average	Today	Previous 5 Days Average	Today	Previous 5 Days Average	Today	Previous 5 Days Average	Today
Beans	Rs./Kg	200.00	217.00	188.00	205.00	252.00	260.00	208.00	225.00
Carrot	Rs./Kg	99.00	100.00	103.00	115.00	135.00	140.00	123.00	135.00
Cabbage	Rs./Kg	74.00	70.00	57.00	53.00	114.00	113.00	77.00	73.00
Tomatoes	Rs./Kg	52.00	57.00	45.00	53.00	86.00	87.00	65.00	73.00
Brinjal	Rs./Kg	145.00	100.00	115.00	105.00	186.00	140.00	135.00	125.00
Pumpkin	Rs./Kg	46.00	43.00	39.00	43.00	74.00	70.00	59.00	63.00
Snake gourd	Rs./Kg	98.00	97.00	64.00	63.00	132.00	130.00	84.00	83.00

- Price increased by more than 5% compared to previous week average price.
- Price decreased by more than 5% compared to previous week average price.

Retail Prices



Wholesale and Retail Prices of Selected Food Commodities - 2018/01/10

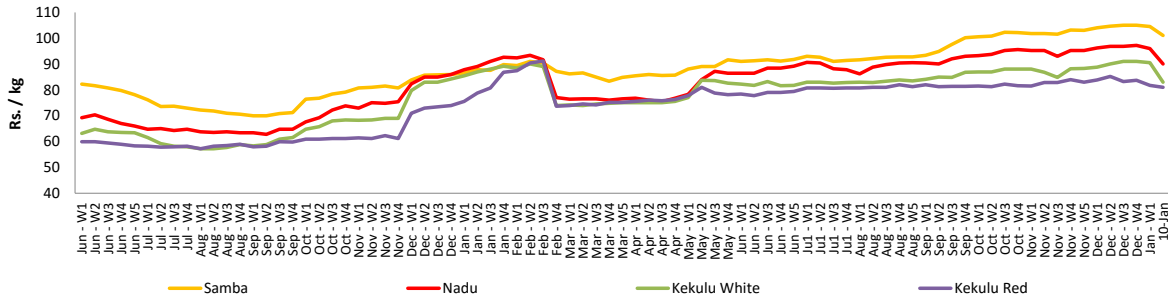
Rice

Item	Unit	Wholesale				Retail	
		Maradaghamula		Pettah		Pettah	
		Previous 5 Days Average	Today	Previous 5 Days Average	Today	Previous 5 Days Average	Today
Samba	Rs./Kg	103.00	101.00	104.00	104.00	110.00	110.00
Nadu	Rs./Kg	93.00	90.00	92.00	92.00	98.00	98.00
Kekulu White	Rs./Kg	87.00	83.00	92.00	92.00	98.00	98.00
Kekulu Red	Rs./Kg	81.00	81.00	82.00	82.00	88.00	88.00

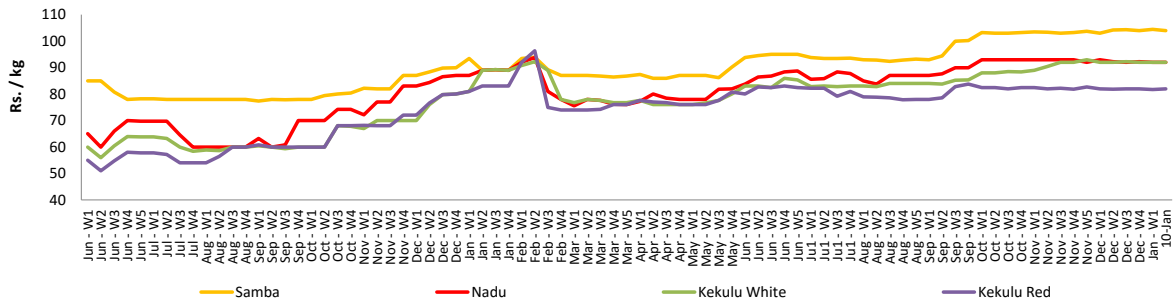
- Price increased by more than 5% compared to previous week average price.
- Price decreased by more than 5% compared to previous week average price.

Wholesale Prices

Maradaghamula

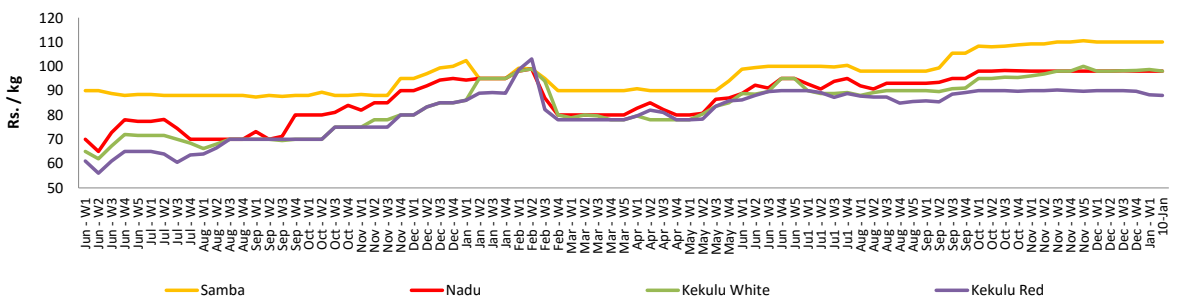


Pettah



Retail Prices

Pettah



Wholesale and Retail Prices of Selected Food Commodities - 2018/01/10

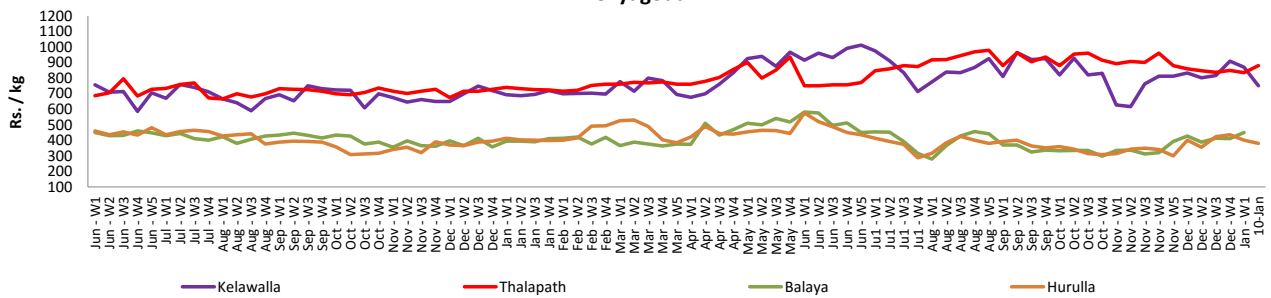
Fish

Item	Unit	Wholesale				Retail			
		Peliyagoda		Negombo		Peliyagoda		Negombo	
		Previous 5 Days Average	Today	Previous 5 Days Average	Today	Previous 5 Days Average	Today	Previous 5 Days Average	Today
Kelawalla	Rs./Kg	550.00	520.00	536.00	550.00	874.00	750.00	822.00	840.00
Thalapath	Rs./Kg	748.00	750.00	652.00	630.00	888.00	880.00	876.00	880.00
Balaya	Rs./Kg	338.00	n.a.	310.00	320.00	438.00	n.a.	442.00	450.00
Paraw	Rs./Kg	596.00	600.00	546.00	540.00	916.00	1040.00	778.00	740.00
Salaya	Rs./Kg	134.00	140.00	122.00	120.00	196.00	220.00	190.00	180.00
Hurulla	Rs./Kg	310.00	290.00	308.00	300.00	400.00	380.00	414.00	380.00

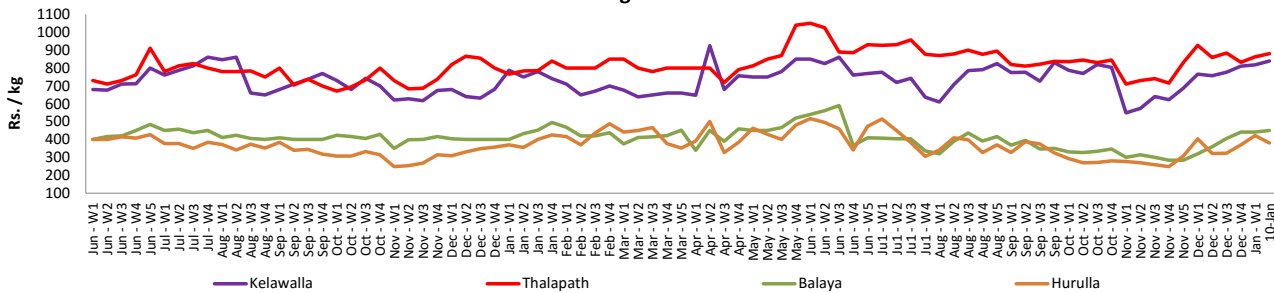
- Price increased by more than 5% compared to previous week average price.
- Price decreased by more than 5% compared to previous week average price.

Retail Prices

Peliyagoda



Negombo



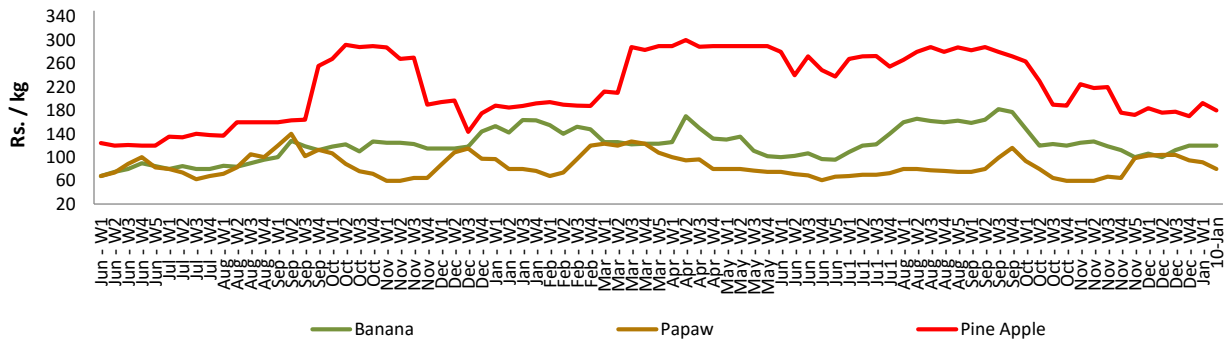
Wholesale and Retail Prices of Selected Food Commodities - 2018/01/10

Fruits

Item	Unit	Wholesale		Retail	
		Pettah			
		Previous 5 Days Average	Today	Previous 5 Days Average	Today
Banana (Sour)	Rs./Kg	79.00	80.00	120.00	120.00
Papaw	Rs./Kg	65.00	60.00	88.00	80.00
Pineapple	Rs./Kg	153.00	140.00	196.00	180.00

- Price increased by more than 5% compared to previous week average price.
- Price decreased by more than 5% compared to previous week average price.

Retail - Pettah



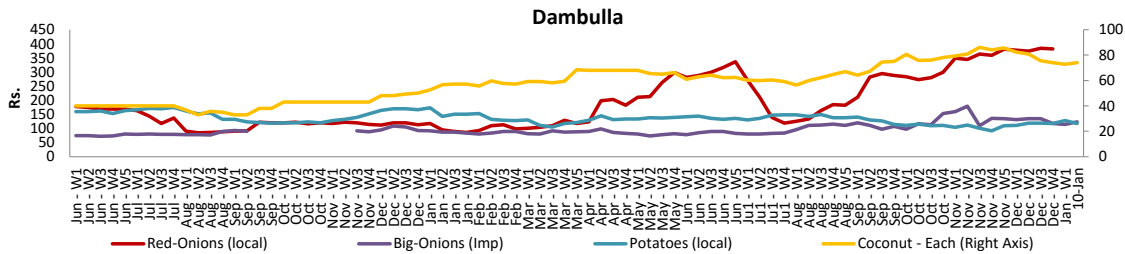
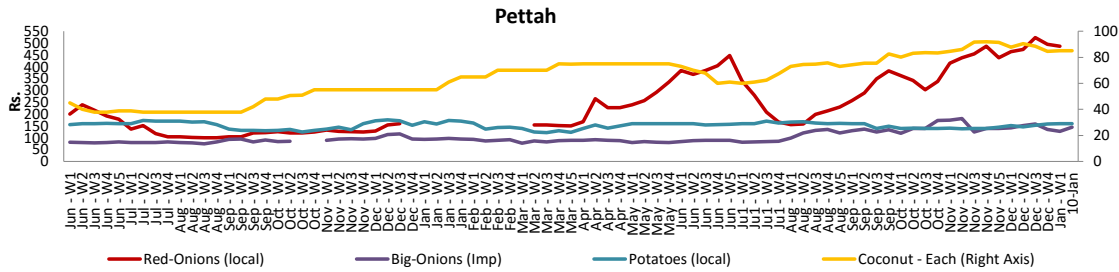
Wholesale and Retail Prices of Selected Food Commodities - 2018/01/10

Other

Item	Unit	Wholesale				Retail			
		Pettah		Dambulla		Pettah		Dambulla	
		Previous 5 Days Average	Today	Previous 5 Days Average	Today	Previous 5 Days Average	Today	Previous 5 Days Average	Today
Red-Onions (local)	Rs./Kg	418.00	n.a.	205.00	185.00	483.00	n.a.	218.00	198.00
Red-Onions (Imp)	Rs./Kg	247.00	170.00	255.00	198.00	292.00	240.00	267.00	208.00
Big-Onions (local)	Rs./Kg	n.a.	n.a.	n.a.	n.a.	n.a.	n.a.	n.a.	n.a.
Big-Onions (Imp)	Rs./Kg	113.00	127.00	113.00	113.00	135.00	145.00	124.00	123.00
Potatoes (local)	Rs./Kg	120.00	120.00	116.00	105.00	160.00	160.00	127.00	118.00
Potatoes (Imp)	Rs./Kg	59.00	55.00			81.00	80.00		
Dried Chillies (Imp)	Rs./Kg	210.00	210.00	207.00	215.00	258.00	260.00	221.00	228.00
Coconut	Rs./Nut	78.00	80.00	67.00	68.00	85.00	85.00	73.00	74.00
Coconut oil	Rs./Ltr	340.00	340.00			360.00	360.00		
Dhal	Rs./Kg	115.00	115.00			129.00	130.00		
Sugar	Rs./Kg	103.00	103.00			110.00	110.00		
Eggs	Rs./Each	11.00	11.00			12.00	12.00		
Katta	Rs./Kg	820.00	820.00			850.00	850.00		
Sprats	Rs./Kg	500.00	500.00			550.00	550.00		

- Price increased by more than 5% compared to previous week average price.
- Price decreased by more than 5% compared to previous week average price.

Retail Prices



* Prices of food commodities may vary due to quality and markets among other factors.