

Daily Price Report

A Summary of Price Developments - 09 January 2018



Vegetables

- Prices of most varieties of vegetables demonstrated mixed movements in Pettah market while prices in Dambulla declined in general.



Rice

- Wholesale prices of all varieties of rice decreased in Marandaghamula market with the harvest of Maha season commencing to reach the market.
- However, prices in Pettah market remains unchanged.



Other

- Prices of Imported Red Onions continued its the decreasing trend in both Pettah and Dambulla markets.



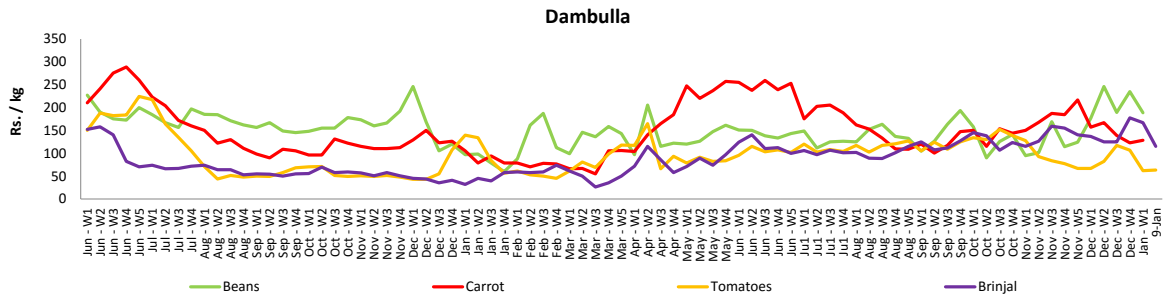
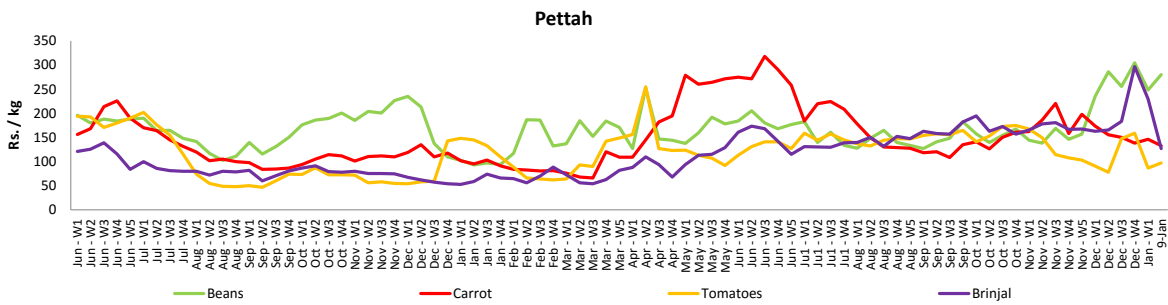
Wholesale and Retail Prices of Selected Food Commodities - 2018/01/09

Vegetables

Item	Unit	Wholesale				Retail			
		Pettah		Dambulla		Pettah		Dambulla	
		Previous 5 Days Average	Today	Previous 5 Days Average	Today	Previous 5 Days Average	Today	Previous 5 Days Average	Today
Beans	Rs./Kg	196.00	233.00	188.00	n.a.	254.00	280.00	208.00	n.a.
Carrot	Rs./Kg	103.20	95.00	109.00	n.a.	141.00	133.00	129.00	n.a.
Cabbage	Rs./Kg	77.00	63.00	64.00	48.00	122.00	100.00	84.00	68.00
Tomatoes	Rs./Kg	52.00	58.00	43.00	43.00	87.00	97.00	63.00	63.00
Brinjal	Rs./Kg	168.00	87.00	130.00	95.00	211.00	127.00	150.00	115.00
Pumpkin	Rs./Kg	46.00	45.00	40.00	38.00	74.00	75.00	60.00	58.00
Snake gourd	Rs./Kg	99.00	95.00	65.00	58.00	136.00	123.00	85.00	78.00

- Price increased by more than 5% compared to previous week average price.
- Price decreased by more than 5% compared to previous week average price.

Retail Prices



Wholesale and Retail Prices of Selected Food Commodities - 2018/01/09

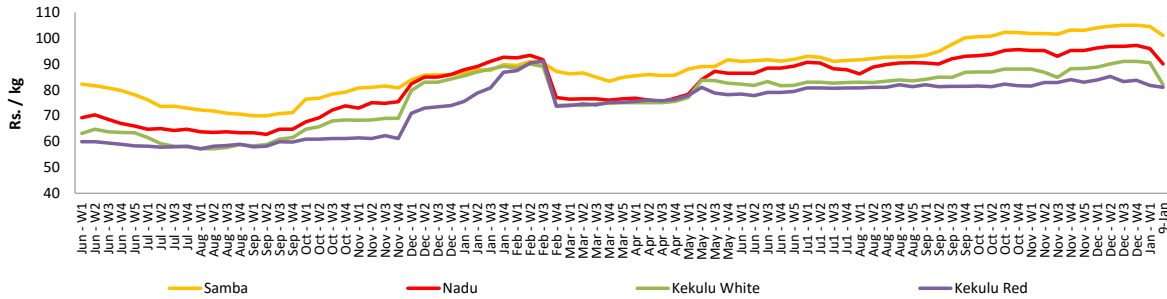
Rice

Item	Unit	Wholesale				Retail	
		Maradaghamula		Pettah		Pettah	
		Previous 5 Days Average	Today	Previous 5 Days Average	Today	Previous 5 Days Average	Today
Samba	Rs./Kg	104.00	101.00	104.00	104.00	110.00	110.00
Nadu	Rs./Kg	95.00	90.00	92.00	92.00	98.00	98.00
Kekulu White	Rs./Kg	89.00	82.00	92.00	92.00	99.00	98.00
Kekulu Red	Rs./Kg	82.00	81.00	82.00	82.00	88.00	88.00

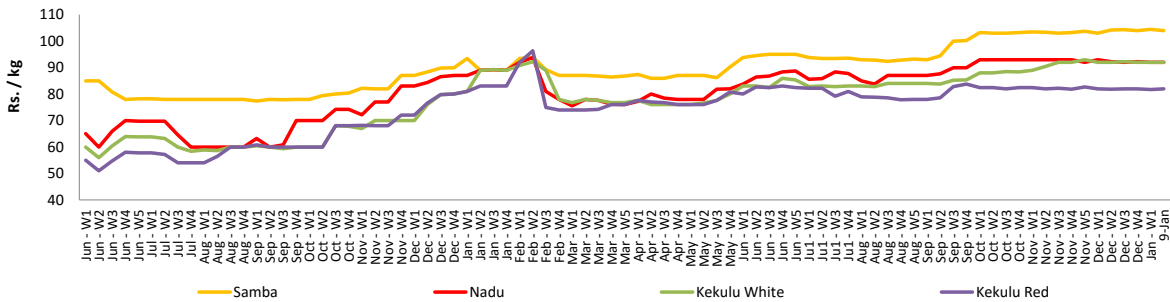
- Price increased by more than 5% compared to previous week average price.
- Price decreased by more than 5% compared to previous week average price.

Wholesale Prices

Maradaghamula

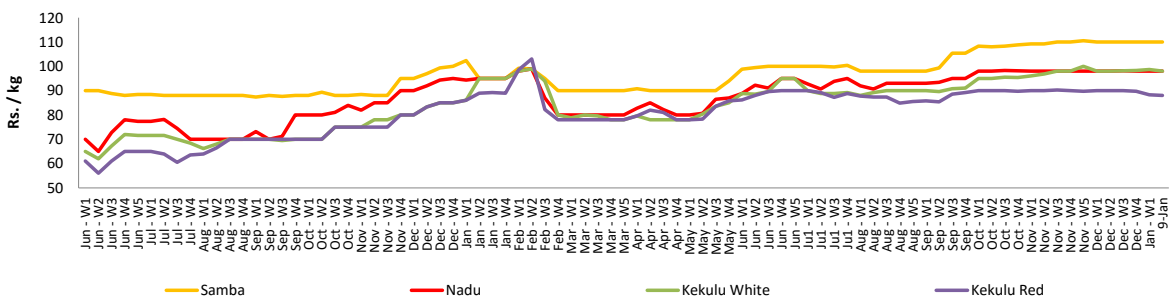


Pettah



Retail Prices

Pettah



Wholesale and Retail Prices of Selected Food Commodities - 2018/01/09

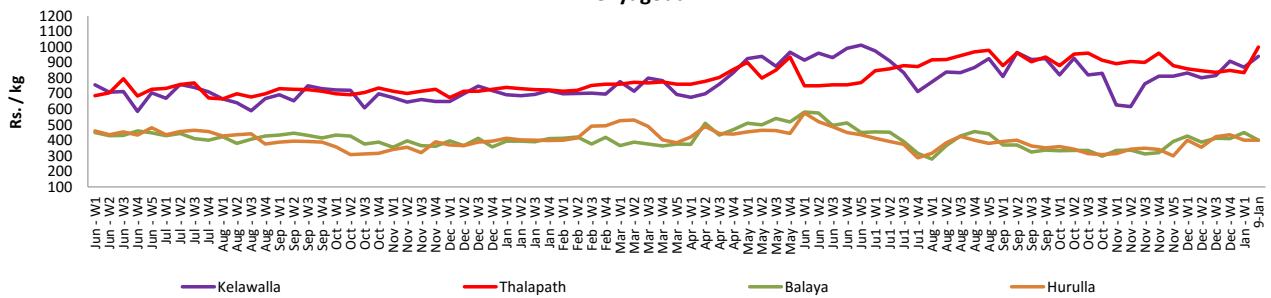
Fish

Item	Unit	Wholesale				Retail			
		Peliyagoda		Negombo		Peliyagoda		Negombo	
		Previous 5 Days Average	Today	Previous 5 Days Average	Today	Previous 5 Days Average	Today	Previous 5 Days Average	Today
Kelawalla	Rs./Kg	570.00	550.00	534.00	550.00	876.00	940.00	822.00	840.00
Thalapath	Rs./Kg	697.00	900.00	656.00	630.00	850.00	1000.00	870.00	880.00
Balaya	Rs./Kg	350.00	300.00	310.00	300.00	450.00	400.00	442.00	440.00
Paraw	Rs./Kg	596.00	600.00	538.00	540.00	916.00	900.00	770.00	740.00
Salaya	Rs./Kg	140.00	140.00	126.00	100.00	200.00	200.00	196.00	170.00
Hurulla	Rs./Kg	320.00	300.00	316.00	260.00	400.00	400.00	418.00	380.00

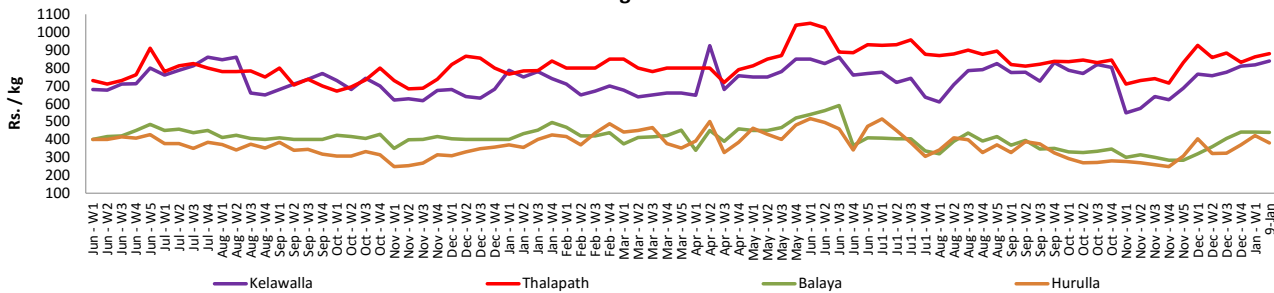
- Price increased by more than 5% compared to previous week average price.
- Price decreased by more than 5% compared to previous week average price.

Retail Prices

Peliyagoda



Negombo



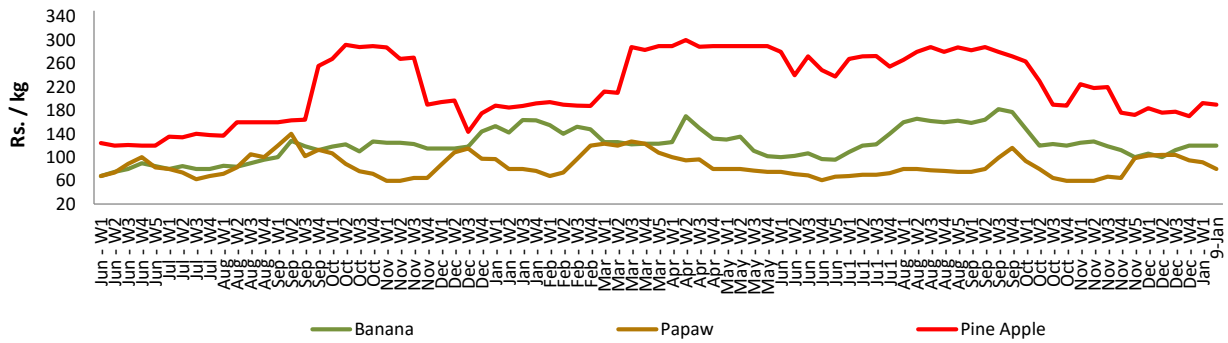
Wholesale and Retail Prices of Selected Food Commodities - 2018/01/09

Fruits

Item	Unit	Wholesale		Retail	
		Pettah			
		Previous 5 Days Average	Today	Previous 5 Days Average	Today
Banana (Sour)	Rs./Kg	75.00	80.00	120.00	120.00
Papaw	Rs./Kg	66.00	60.00	89.00	80.00
Pineapple	Rs./Kg	153.00	140.00	192.00	190.00

- Price increased by more than 5% compared to previous week average price.
- Price decreased by more than 5% compared to previous week average price.

Retail - Pettah



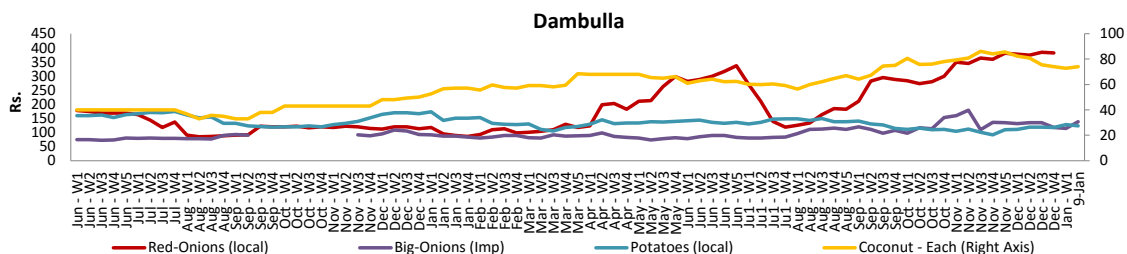
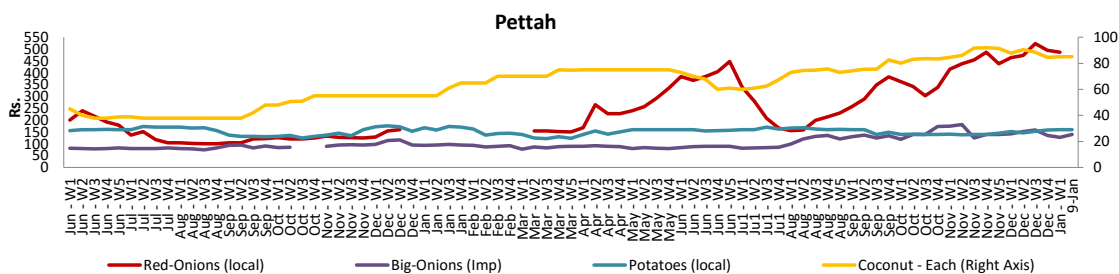
Wholesale and Retail Prices of Selected Food Commodities - 2018/01/09

Other

Item	Unit	Wholesale				Retail			
		Pettah		Dambulla		Pettah		Dambulla	
		Previous 5 Days Average	Today	Previous 5 Days Average	Today	Previous 5 Days Average	Today	Previous 5 Days Average	Today
Red-Onions (local)	Rs./Kg	421.00	n.a.	225.00	185.00	488.00	n.a.	238.00	198.00
Red-Onions (Imp)	Rs./Kg	269.00	180.00	278.00	205.00	316.00	230.00	290.00	218.00
Big-Onions (local)	Rs./Kg	n.a.	n.a.	n.a.	n.a.	n.a.	n.a.	n.a.	n.a.
Big-Onions (Imp)	Rs./Kg	108.00	125.00	106.00	128.00	132.00	140.00	118.00	138.00
Potatoes (local)	Rs./Kg	120.00	120.00	117.00	113.00	160.00	160.00	128.00	123.00
Potatoes (Imp)	Rs./Kg	60.00	55.00			81.00	80.00		
Dried Chillies (Imp)	Rs./Kg	210.00	210.00	205.00	215.00	258.00	260.00	219.00	228.00
Coconut	Rs./Nut	78.00	80.00	67.00	68.00	85.00	85.00	73.00	74.00
Coconut oil	Rs./Ltr	340.00	340.00			360.00	360.00		
Dhal	Rs./Kg	115.00	115.00			130.00	128.00		
Sugar	Rs./Kg	103.00	103.00			110.00	110.00		
Eggs	Rs./Each	11.20	11.00			12.20	12.00		
Katta	Rs./Kg	820.00	820.00			850.00	850.00		
Sprats	Rs./Kg	500.00	500.00			550.00	550.00		

- Price increased by more than 5% compared to previous week average price.
- Price decreased by more than 5% compared to previous week average price.

Retail Prices



* Prices of food commodities may vary due to quality and markets among other factors.