

Daily Price Report

A Summary of Price Developments - 08 January 2018



Vegetables

- Prices of most varieties of vegetables decreased in both Pettah and Dambulla markets due to high supply of low country varieties while prices Beans indicated an increasing movement.



Rice

- Wholesale prices of all varieties of rice decreased in Marandaghamula market with the harvest of Maha season commencing to reach the market.



Fish

- Prices of most varieties of fish indicated some level of stability in both Peliyagoda and Negombo markets as fishing activities are returning to normalcy after the festive season.



Other

- Prices of Imported Red Onions continued its the decreasing trend in both Pettah and Dambulla markets.



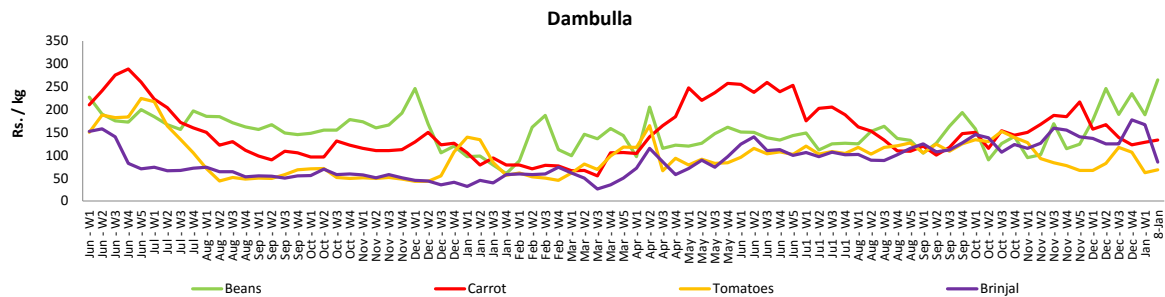
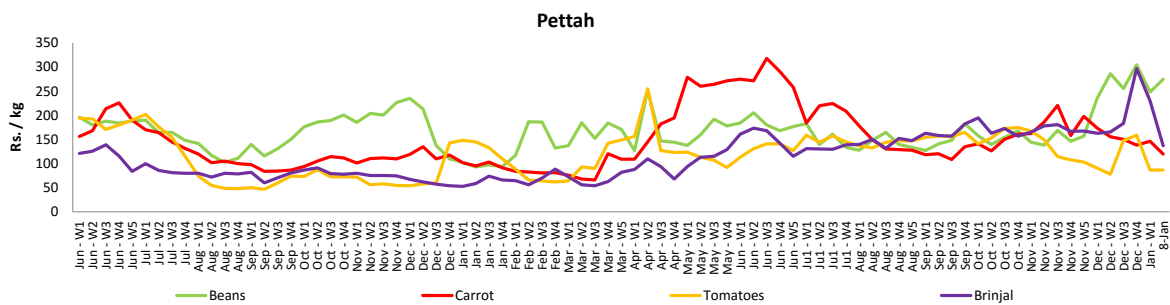
Wholesale and Retail Prices of Selected Food Commodities - 2018/01/08

Vegetables

Item	Unit	Wholesale				Retail			
		Pettah		Dambulla		Pettah		Dambulla	
		Previous 5 Days Average	Today	Previous 5 Days Average	Today	Previous 5 Days Average	Today	Previous 5 Days Average	Today
Beans	Rs./Kg	197.00	240.00	183.00	245.00	254.00	275.00	203.00	265.00
Carrot	Rs./Kg	104.00	95.00	106.00	113.00	145.00	120.00	126.00	133.00
Cabbage	Rs./Kg	79.00	70.00	68.00	45.00	128.00	107.00	88.00	65.00
Tomatoes	Rs./Kg	65.00	48.00	46.00	48.00	99.00	87.00	66.00	68.00
Brinjal	Rs./Kg	192.00	97.00	154.00	65.00	236.00	137.00	174.00	85.00
Pumpkin	Rs./Kg	46.00	45.00	44.00	38.00	74.00	75.00	64.00	58.00
Snake gourd	Rs./Kg	100.00	93.00	70.00	55.00	137.00	133.00	90.00	75.00

- Price increased by more than 5% compared to previous week average price.
- Price decreased by more than 5% compared to previous week average price.

Retail Prices



Wholesale and Retail Prices of Selected Food Commodities - 2018/01/08

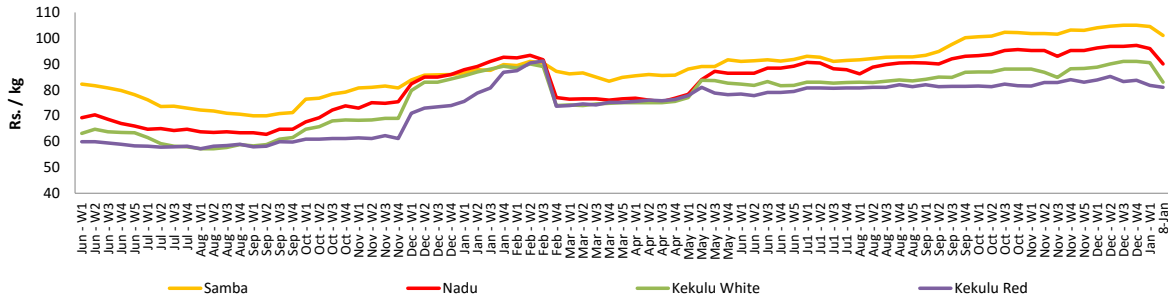
Rice

Item	Unit	Wholesale				Retail	
		Maradagahamula		Pettah		Pettah	
		Previous 5 Days Average	Today	Previous 5 Days Average	Today	Previous 5 Days Average	Today
Samba	Rs./Kg	105.00	101.00	104.00	104.00	110.00	110.00
Nadu	Rs./Kg	96.00	90.00	92.00	92.00	98.00	98.00
Kekulu White	Rs./Kg	91.00	83.00	92.00	92.00	99.00	98.00
Kekulu Red	Rs./Kg	82.00	81.00	82.00	81.00	88.00	88.00

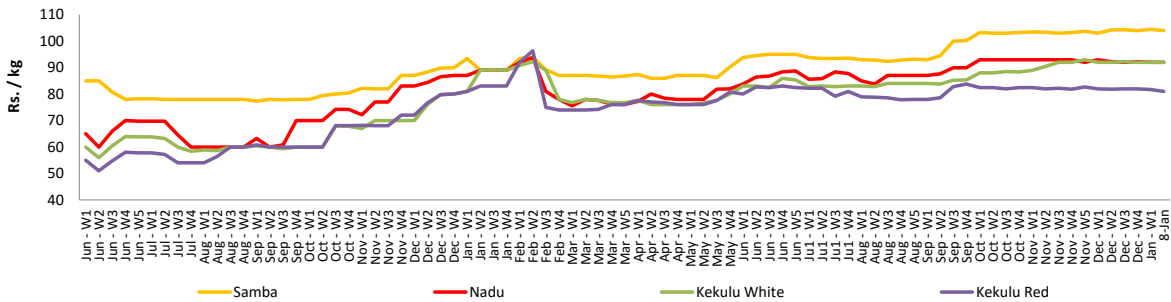
- Price increased by more than 5% compared to previous week average price.
- Price decreased by more than 5% compared to previous week average price.

Wholesale Prices

Maradagahamula

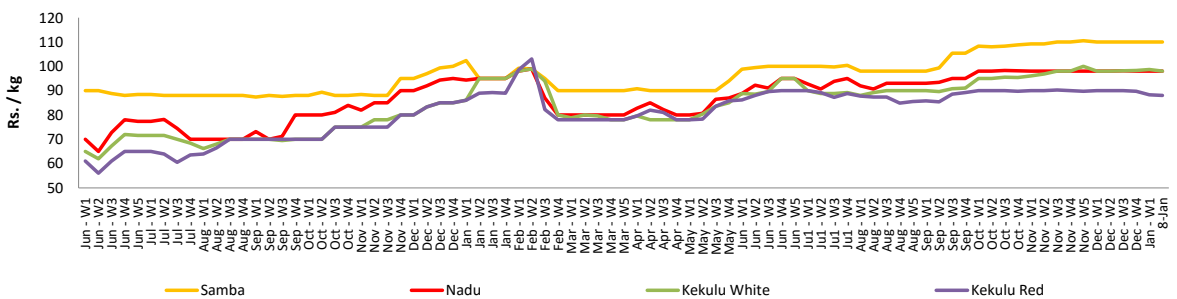


Pettah



Retail Prices

Pettah



Wholesale and Retail Prices of Selected Food Commodities - 2018/01/08

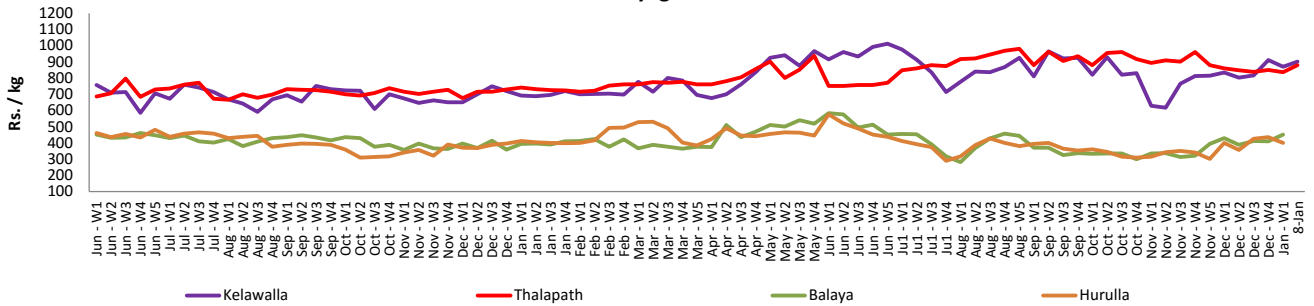
Fish

Item	Unit	Wholesale				Retail			
		Peliyagoda		Negombo		Peliyagoda		Negombo	
		Previous 5 Days Average	Today	Previous 5 Days Average	Today	Previous 5 Days Average	Today	Previous 5 Days Average	Today
Kelawalla	Rs./Kg	586.00	520.00	532.00	550.00	876.00	900.00	822.00	840.00
Thalapath	Rs./Kg	695.00	700.00	658.00	640.00	835.00	880.00	860.00	900.00
Balaya	Rs./Kg	346.00	n.a.	310.00	300.00	444.00	n.a.	442.00	440.00
Paraw	Rs./Kg	576.00	600.00	534.00	520.00	896.00	900.00	770.00	700.00
Salaya	Rs./Kg	144.00	140.00	126.00	120.00	200.00	200.00	200.00	180.00
Hurulla	Rs./Kg	335.00	n.a.	316.00	300.00	425.00	n.a.	418.00	400.00

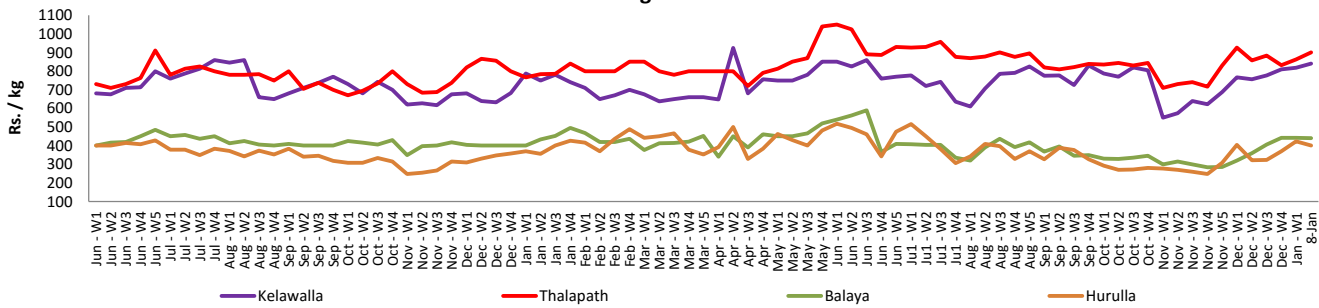
- Price increased by more than 5% compared to previous week average price.
- Price decreased by more than 5% compared to previous week average price.

Retail Prices

Peliyagoda



Negombo



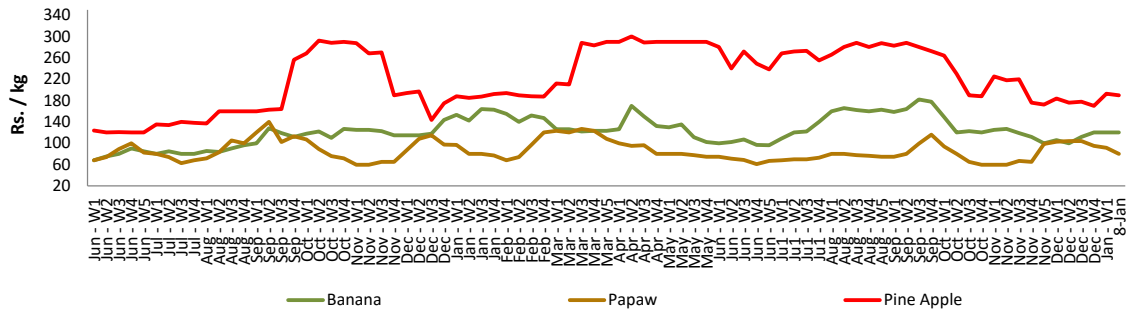
Wholesale and Retail Prices of Selected Food Commodities - 2018/01/08

Fruits

Item	Unit	Wholesale		Retail	
		Pettah			
		Previous 5 Days Average	Today	Previous 5 Days Average	Today
Banana (Sour)	Rs./Kg	75.00	80.00	120.00	120.00
Papaw	Rs./Kg	66.00	60.00	89.00	80.00
Pineapple	Rs./Kg	152.00	145.00	188.00	190.00

- Price increased by more than 5% compared to previous week average price.
- Price decreased by more than 5% compared to previous week average price.

Retail - Pettah



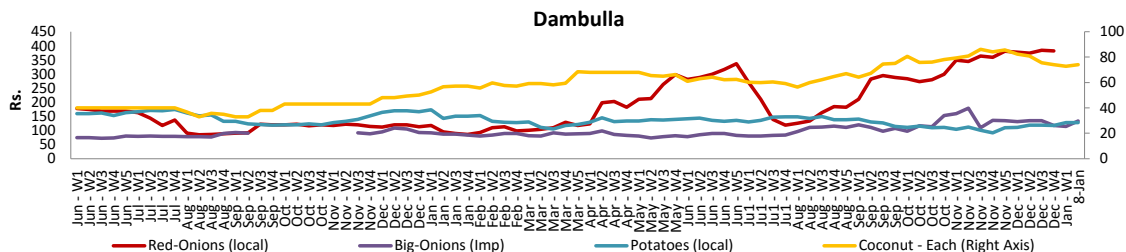
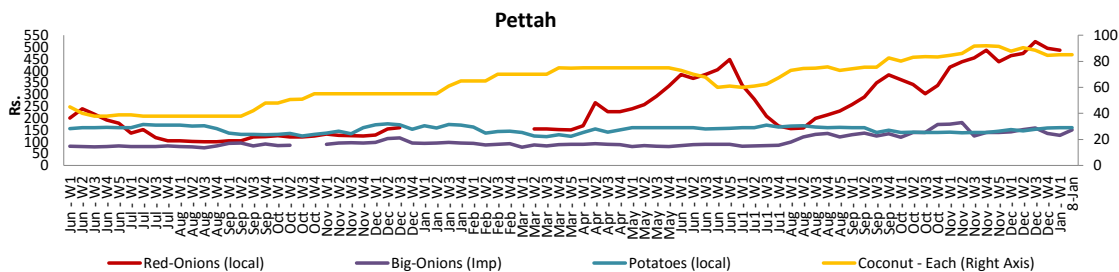
Wholesale and Retail Prices of Selected Food Commodities - 2018/01/08

Other

Item	Unit	Wholesale				Retail			
		Pettah		Dambulla		Pettah		Dambulla	
		Previous 5 Days Average	Today	Previous 5 Days Average	Today	Previous 5 Days Average	Today	Previous 5 Days Average	Today
Red-Onions (local)	Rs./Kg	429.00	n.a.	390.00	225.00	492.00	n.a.	400.00	238.00
Red-Onions (Imp)	Rs./Kg	312.00	205.00	288.00	265.00	358.00	250.00	300.00	278.00
Big-Onions (local)	Rs./Kg	n.a.	n.a.	n.a.	n.a.	n.a.	n.a.	n.a.	n.a.
Big-Onions (Imp)	Rs./Kg	103.00	130.00	102.00	123.00	127.00	150.00	114.00	133.00
Potatoes (local)	Rs./Kg	120.00	120.00	114.00	118.00	160.00	160.00	124.00	128.00
Potatoes (Imp)	Rs./Kg	60.00	55.00			80.00	80.00		
Dried Chillies (Imp)	Rs./Kg	215.00	210.00	205.00	205.00	261.00	255.00	218.00	218.00
Coconut	Rs./Nut	79.00	78.00	67.00	68.00	85.00	85.00	73.00	74.00
Coconut oil	Rs./Ltr	340.00	340.00			360.00	360.00		
Dhal	Rs./Kg	115.00	115.00			130.00	128.00		
Sugar	Rs./Kg	103.00	102.00			110.00	109.00		
Eggs	Rs./Each	11.40	11.00			12.40	12.00		
Katta	Rs./Kg	820.00	820.00			850.00	850.00		
Sprats	Rs./Kg	500.00	500.00			550.00	550.00		

- Price increased by more than 5% compared to previous week average price.
- Price decreased by more than 5% compared to previous week average price.

Retail Prices



* Prices of food commodities may vary due to quality and markets among other factors.