

Daily Price Report

A Summary of Price Developments - 05 January 2018



Vegetables

- Prices of most varieties of vegetables decreased in both Pettah and Dambulla markets due to high supply received from low country areas.



Fish

- Prices of most varieties of fish indicated some level of stability in both Peliyagoda and Negombo markets with fishing activities returning to normalcy after the festive season.



Other

- Prices of Imported Red Onions decreased in both Pettah and Dambulla markets due to high availability of varieties from India and Pakistan.



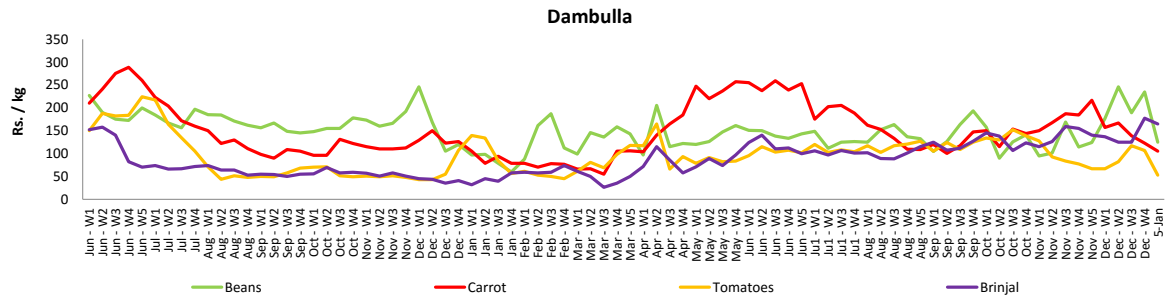
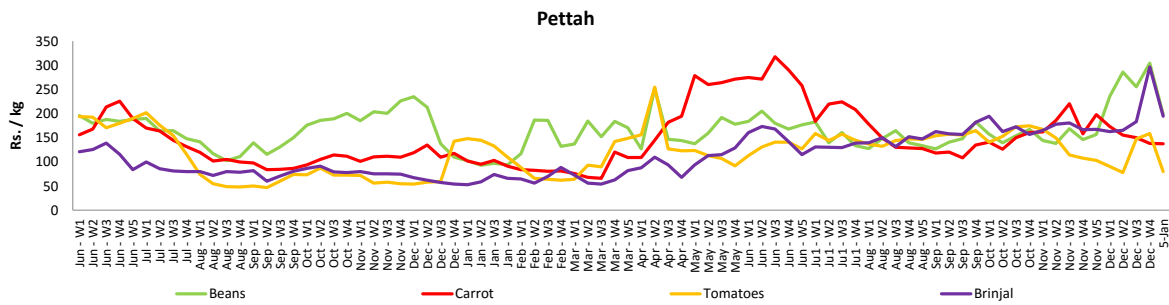
Wholesale and Retail Prices of Selected Food Commodities - 2018/01/05

Vegetables

Item	Unit	Wholesale				Retail			
		Pettah		Dambulla		Pettah		Dambulla	
		Previous 5 Days Average	Today	Previous 5 Days Average	Today	Previous 5 Days Average	Today	Previous 5 Days Average	Today
Beans	Rs./Kg	222.00	132.00	210.00	105.00	274.00	198.00	230.00	125.00
Carrot	Rs./Kg	101.00	100.00	110.00	85.00	141.00	138.00	130.00	105.00
Cabbage	Rs./Kg	83.00	68.00	74.00	55.00	131.00	115.00	94.00	75.00
Tomatoes	Rs./Kg	77.00	50.00	54.00	33.00	111.00	80.00	74.00	53.00
Brinjal	Rs./Kg	213.00	160.00	156.00	145.00	259.00	195.00	176.00	165.00
Pumpkin	Rs./Kg	45.00	48.00	44.00	38.00	74.00	74.00	64.00	58.00
Snake gourd	Rs./Kg	103.00	100.00	73.00	83.00	141.00	130.00	93.00	103.00

- Price increased by more than 5% compared to previous week average price.
- Price decreased by more than 5% compared to previous week average price.

Retail Prices



Wholesale and Retail Prices of Selected Food Commodities - 2018/01/05

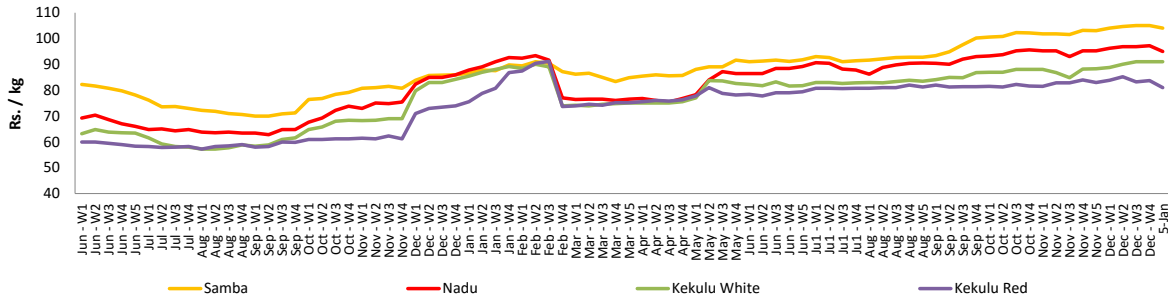
Rice

Item	Unit	Wholesale				Retail	
		Maradagahamula		Pettah		Pettah	
		Previous 5 Days Average	Today	Previous 5 Days Average	Today	Previous 5 Days Average	Today
Samba	Rs./Kg	105.00	104.00	104.00	106.00	110.00	110.00
Nadu	Rs./Kg	97.00	95.00	92.00	92.00	98.00	98.00
Kekulu White	Rs./Kg	91.00	91.00	92.00	92.00	99.00	98.00
Kekulu Red	Rs./Kg	83.00	81.00	82.00	81.00	89.00	88.00

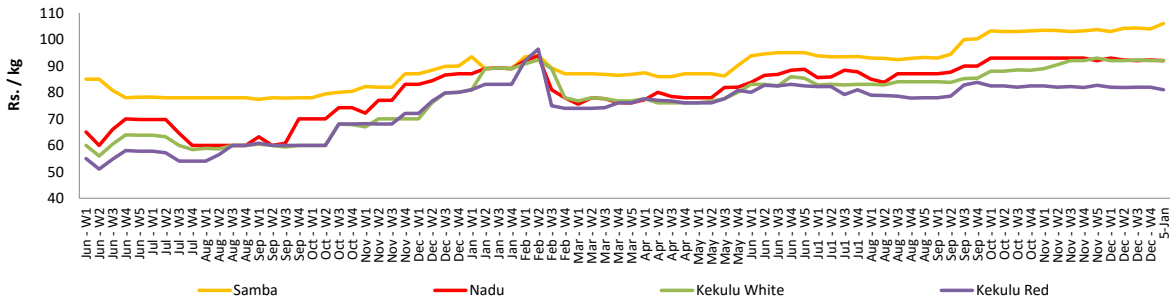
- Price increased by more than 5% compared to previous week average price.
- Price decreased by more than 5% compared to previous week average price.

Wholesale Prices

Maradagahamula

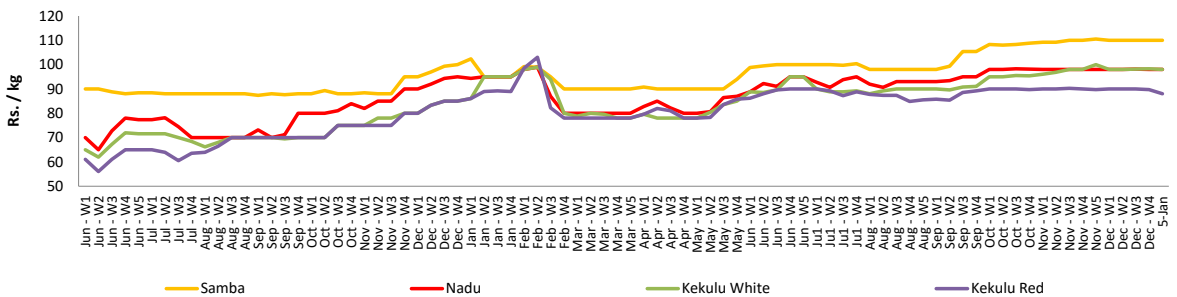


Pettah



Retail Prices

Pettah



Wholesale and Retail Prices of Selected Food Commodities - 2018/01/05

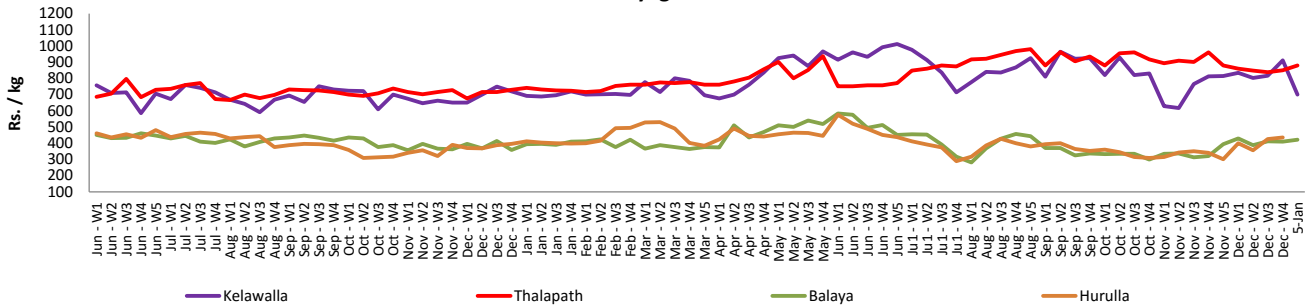
Fish

Item	Unit	Wholesale				Retail			
		Peliyagoda		Negombo		Peliyagoda		Negombo	
		Previous 5 Days Average	Today	Previous 5 Days Average	Today	Previous 5 Days Average	Today	Previous 5 Days Average	Today
Kelawalla	Rs./Kg	610.00	480.00	538.00	550.00	916.00	700.00	814.00	840.00
Thalapath	Rs./Kg	690.00	700.00	654.00	640.00	790.00	880.00	844.00	900.00
Balaya	Rs./Kg	334.00	320.00	310.00	300.00	432.00	420.00	442.00	440.00
Paraw	Rs./Kg	586.00	600.00	534.00	500.00	912.00	900.00	770.00	700.00
Salaya	Rs./Kg	148.00	140.00	120.00	130.00	200.00	200.00	196.00	200.00
Hurulla	Rs./Kg	340.00	n.a.	306.00	330.00	433.00	n.a.	408.00	430.00

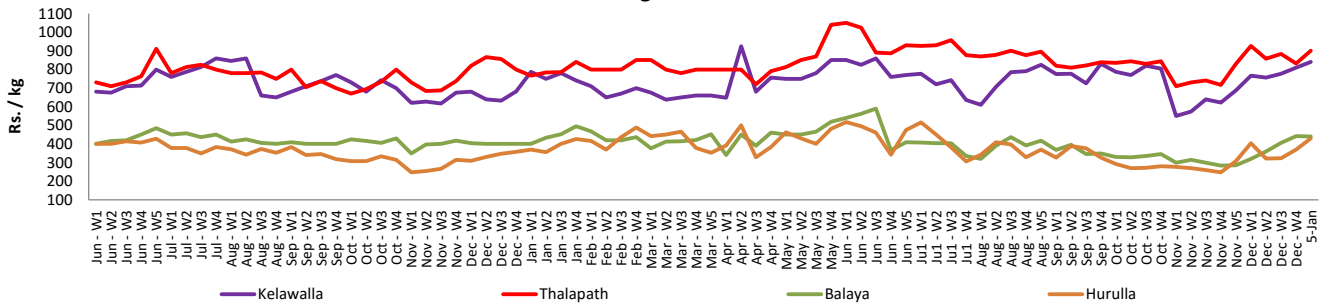
- Price increased by more than 5% compared to previous week average price.
- Price decreased by more than 5% compared to previous week average price.

Retail Prices

Peliyagoda



Negombo



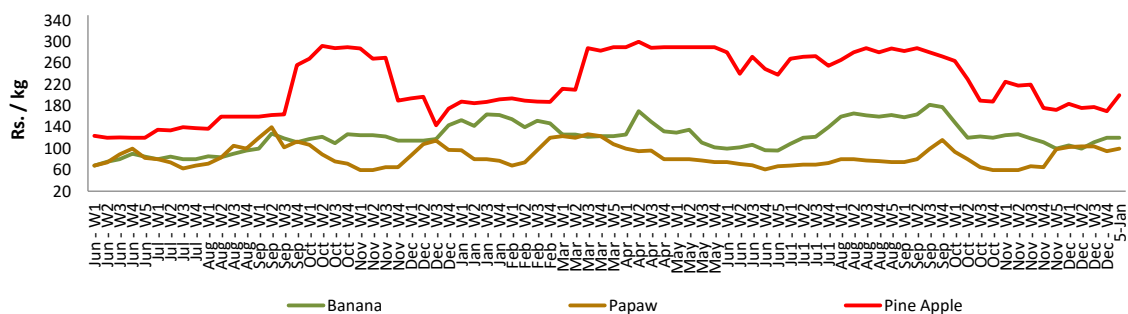
Wholesale and Retail Prices of Selected Food Commodities - 2018/01/05

Fruits

Item	Unit	Wholesale		Retail	
		Pettah			
		Previous 5 Days Average	Today	Previous 5 Days Average	Today
Banana (Sour)	Rs./Kg	75.00	80.00	120.00	120.00
Papaw	Rs./Kg	68.00	70.00	89.00	100.00
Pineapple	Rs./Kg	148.00	160.00	182.00	200.00

- Price increased by more than 5% compared to previous week average price.
- Price decreased by more than 5% compared to previous week average price.

Retail - Pettah



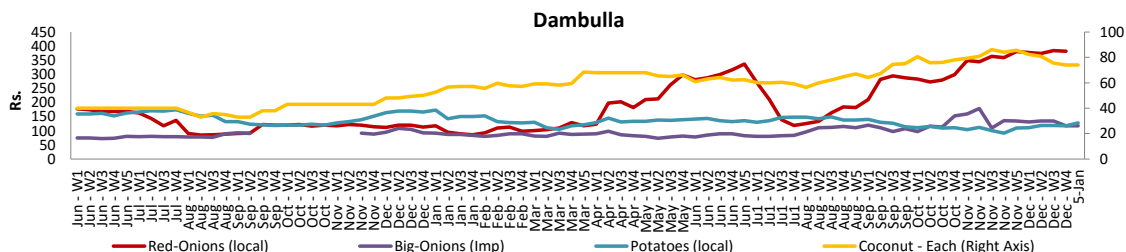
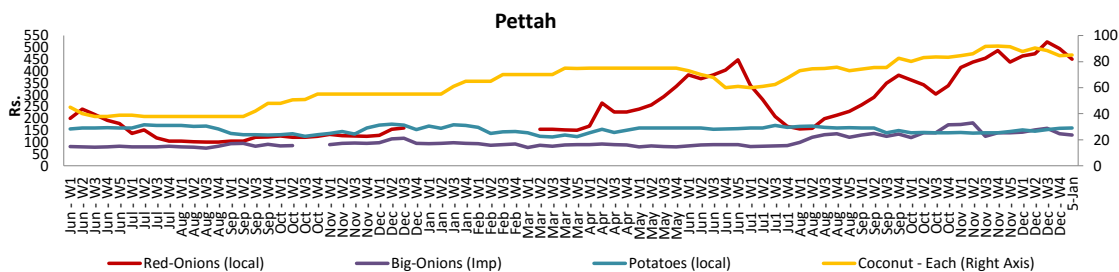
Wholesale and Retail Prices of Selected Food Commodities - 2018/01/05

Other

Item	Unit	Wholesale				Retail			
		Pettah		Dambulla		Pettah		Dambulla	
		Previous 5 Days Average	Today	Previous 5 Days Average	Today	Previous 5 Days Average	Today	Previous 5 Days Average	Today
Red-Onions (local)	Rs./Kg	456.00	365.00	368.00	n.a.	512.00	450.00	379.00	n.a.
Red-Onions (Imp)	Rs./Kg	336.00	280.00	313.00	223.00	382.00	320.00	325.00	233.00
Big-Onions (local)	Rs./Kg	n.a.	n.a.	n.a.	n.a.	n.a.	n.a.	n.a.	n.a.
Big-Onions (Imp)	Rs./Kg	106.00	103.00	102.00	105.00	128.00	130.00	114.00	118.00
Potatoes (local)	Rs./Kg	123.00	118.00	112.00	118.00	159.00	160.00	123.00	128.00
Potatoes (Imp)	Rs./Kg	59.00	65.00			78.00	85.00		
Dried Chillies (Imp)	Rs./Kg	225.00	210.00	205.00	205.00	266.00	255.00	217.00	223.00
Coconut	Rs./Nut	79.00	74.00	67.00	68.00	85.00	85.00	73.00	74.00
Coconut oil	Rs./Ltr	340.00	340.00			360.00	360.00		
Dhal	Rs./Kg	115.00	113.00			130.00	130.00		
Sugar	Rs./Kg	102.00	103.00			110.00	110.00		
Eggs	Rs./Each	11.60	11.00			12.60	12.00		
Katta	Rs./Kg	820.00	820.00			850.00	850.00		
Sprats	Rs./Kg	500.00	500.00			550.00	550.00		

- Price increased by more than 5% compared to previous week average price.
- Price decreased by more than 5% compared to previous week average price.

Retail Prices



* Prices of food commodities may vary due to quality and markets among other factors.