

# Daily Price Report

---

A Summary of Price Developments - 04 January 2018

---



## Vegetables

- Prices of most varieties of vegetables decreased in both Pettah and Dambulla markets due to high supply received from low country areas.



## Fish

- Prices of most varieties of fish decreased generally in both Peliyagoda and Negombo markets with fishing activities returning to normalcy after the festive season.



## Other

- Prices of Imported Red Onions decreased in both Pettah and Dambulla markets due to high availability of varieties from India and Pakistan.
- Prices of Egg reduced in Pettah market due to lower demand as a result of festive season being elapsed.



Statistics Department  
Central Bank of Sri Lanka

# Wholesale and Retail Prices of Selected Food Commodities - 2018/01/04

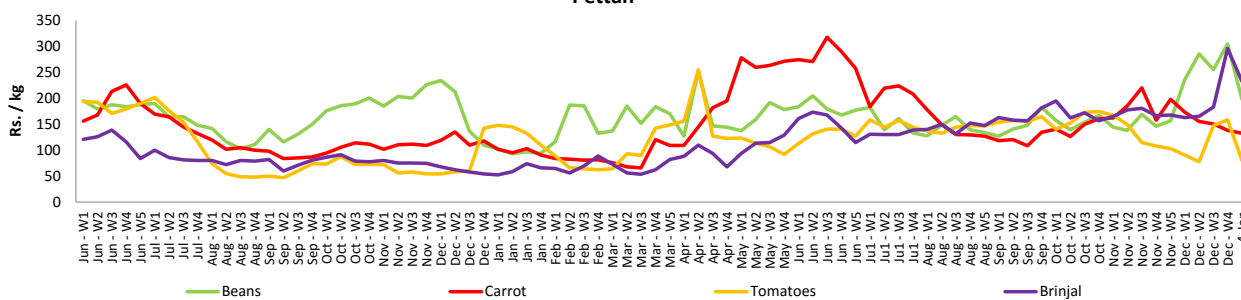
## Vegetables

Item	Unit	Wholesale				Retail			
		Pettah		Dambulla		Pettah		Dambulla	
		Previous 5 Days Average	Today	Previous 5 Days Average	Today	Previous 5 Days Average	Today	Previous 5 Days Average	Today
Beans	Rs./Kg	238.00	153.00	218.00	175.00	289.00	198.00	238.00	195.00
Carrot	Rs./Kg	104.00	93.00	110.00	105.00	143.00	133.00	130.00	125.00
Cabbage	Rs./Kg	87.00	67.00	75.00	65.00	137.00	103.00	95.00	85.00
Tomatoes	Rs./Kg	93.00	45.00	67.00	43.00	130.00	80.00	87.00	63.00
Brinjal	Rs./Kg	228.00	187.00	158.00	143.00	274.00	233.00	179.00	163.00
Pumpkin	Rs./Kg	45.00	45.00	49.00	40.00	73.00	75.00	69.00	60.00
Snake gourd	Rs./Kg	107.00	93.00	86.00	55.00	144.00	133.00	106.00	75.00

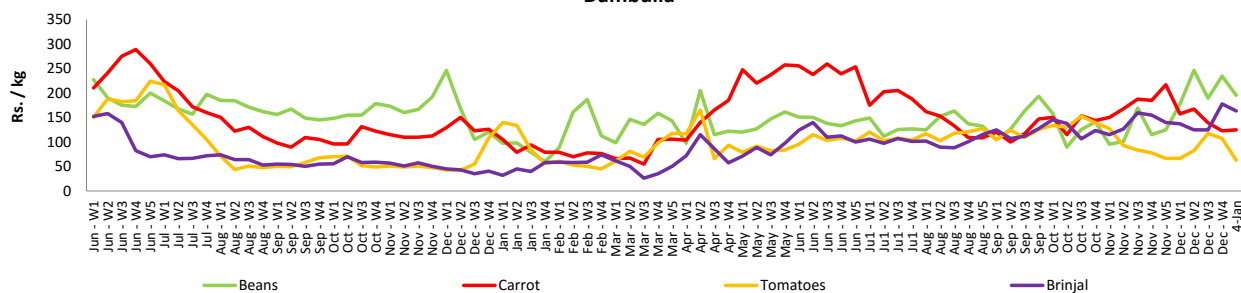
- Price increased by more than 5% compared to previous week average price.
- Price decreased by more than 5% compared to previous week average price.

### Retail Prices

#### Pettah



#### Dambulla



# Wholesale and Retail Prices of Selected Food Commodities - 2018/01/04

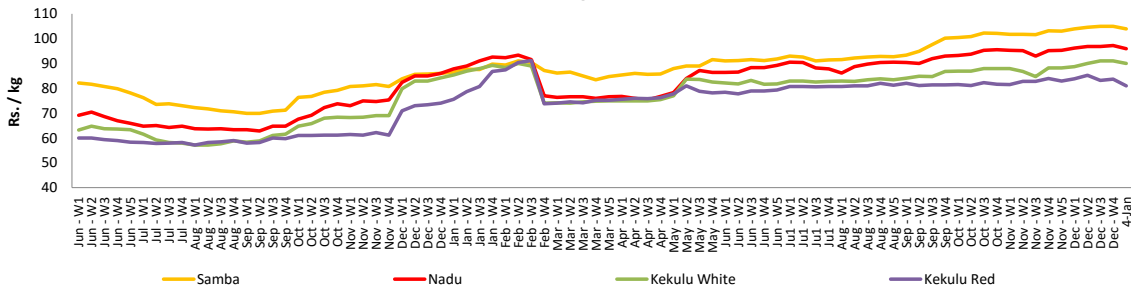
## Rice

Item	Unit	Wholesale				Retail	
		Maradaghamula		Pettah		Pettah	
		Previous 5 Days Average	Today	Previous 5 Days Average	Today	Previous 5 Days Average	Today
Samba	Rs./Kg	105.00	104.00	104.00	104.00	110.00	110.00
Nadu	Rs./Kg	97.00	96.00	92.00	92.00	98.00	98.00
Kekulu White	Rs./Kg	91.00	90.00	92.00	92.00	99.00	98.00
Kekulu Red	Rs./Kg	83.00	81.00	82.00	82.00	89.00	88.00

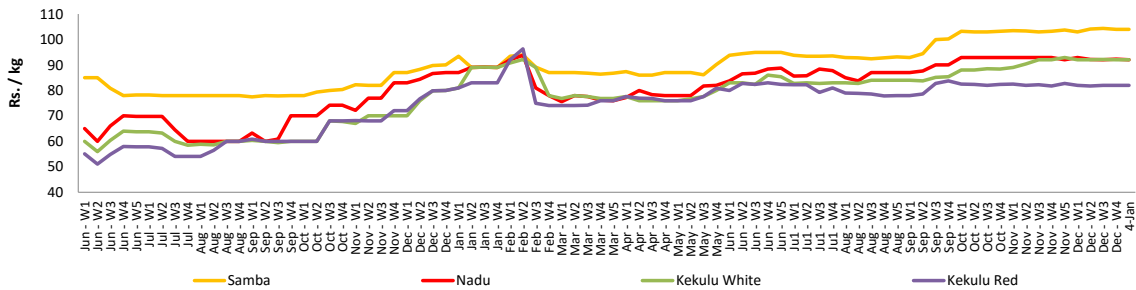
- Price increased by more than 5% compared to previous week average price.
- Price decreased by more than 5% compared to previous week average price.

### Wholesale Prices

#### Maradaghamula

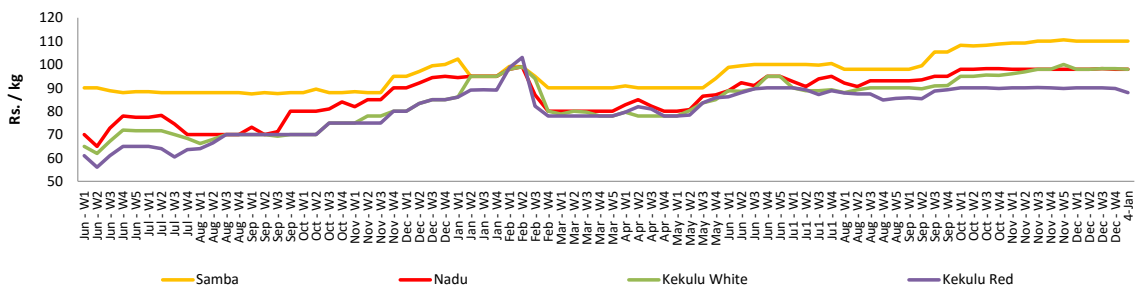


#### Pettah



### Retail Prices

#### Pettah



# Wholesale and Retail Prices of Selected Food Commodities - 2018/01/04

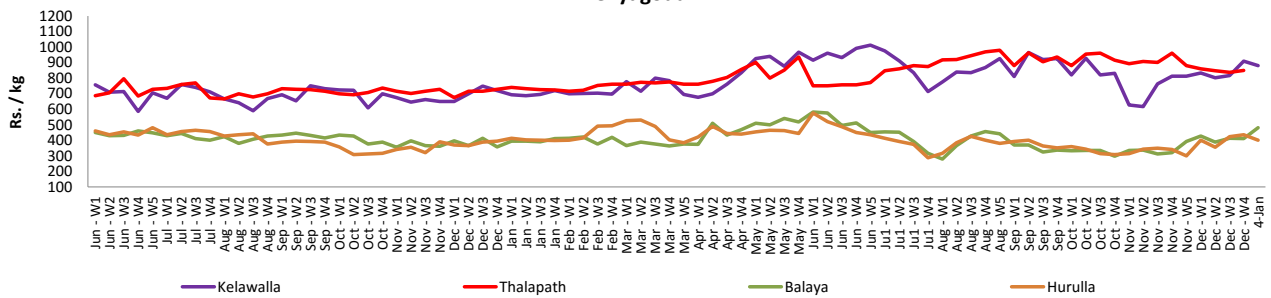
## Fish

Item	Unit	Wholesale				Retail			
		Peliyagoda		Negombo		Peliyagoda		Negombo	
		Previous 5 Days Average	Today	Previous 5 Days Average	Today	Previous 5 Days Average	Today	Previous 5 Days Average	Today
Kelawalla	Rs./Kg	624.00	550.00	548.00	530.00	928.00	880.00	808.00	830.00
Thalapath	Rs./Kg	690.00	n.a.	648.00	650.00	790.00	n.a.	838.00	850.00
Balaya	Rs./Kg	318.00	380.00	310.00	300.00	416.00	480.00	442.00	440.00
Paraw	Rs./Kg	600.00	580.00	550.00	500.00	912.00	980.00	800.00	700.00
Salaya	Rs./Kg	162.00	80.00	124.00	100.00	208.00	160.00	200.00	180.00
Hurulla	Rs./Kg	333.00	320.00	312.00	300.00	433.00	400.00	398.00	400.00

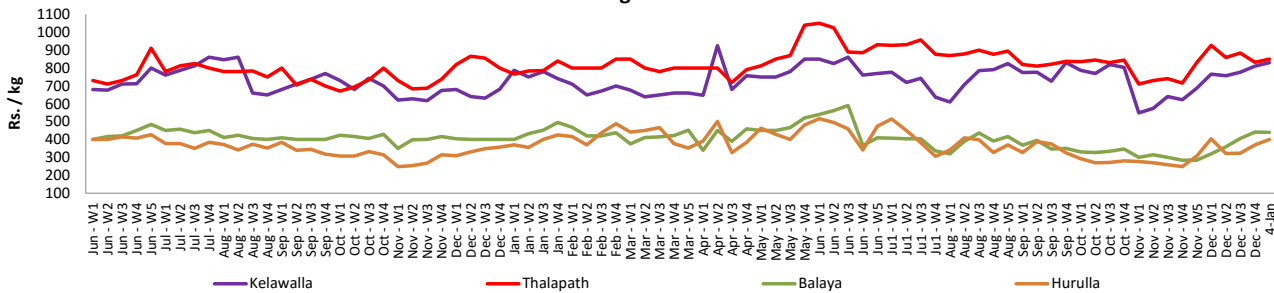
- Price increased by more than 5% compared to previous week average price.
- Price decreased by more than 5% compared to previous week average price.

### Retail Prices

#### Peliyagoda



#### Negombo



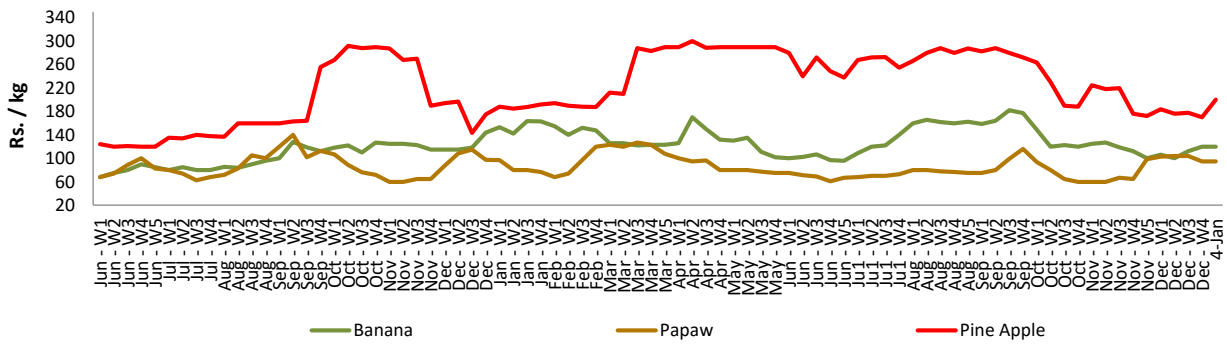
# Wholesale and Retail Prices of Selected Food Commodities - 2018/01/04

## Fruits

Item	Unit	Wholesale		Retail	
		Pettah			
		Previous 5 Days Average	Today	Previous 5 Days Average	Today
Banana (Sour)	Rs./Kg	75.00	80.00	120.00	120.00
Papaw	Rs./Kg	70.00	70.00	90.00	95.00
Pineapple	Rs./Kg	144.00	160.00	176.00	200.00

- Price increased by more than 5% compared to previous week average price.
- Price decreased by more than 5% compared to previous week average price.

Retail - Pettah



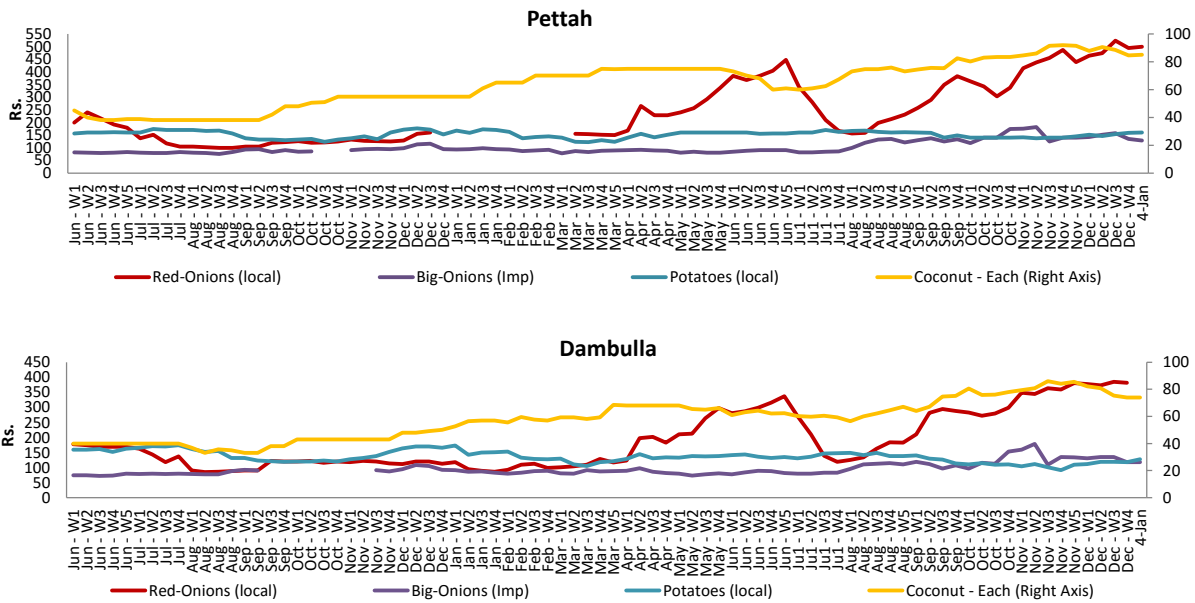
# Wholesale and Retail Prices of Selected Food Commodities - 2018/01/04

## Other

Item	Unit	Wholesale				Retail			
		Pettah		Dambulla		Pettah		Dambulla	
		Previous 5 Days Average	Today	Previous 5 Days Average	Today	Previous 5 Days Average	Today	Previous 5 Days Average	Today
Red-Onions (local)	Rs./Kg	450.00	450.00	368.00	n.a.	504.00	500.00	379.00	n.a.
Red-Onions (Imp)	Rs./Kg	360.00	280.00	321.00	315.00	406.00	320.00	333.00	328.00
Big-Onions (local)	Rs./Kg	n.a.	n.a.	n.a.	n.a.	n.a.	n.a.	n.a.	n.a.
Big-Onions (Imp)	Rs./Kg	109.00	103.00	104.00	105.00	131.00	128.00	115.00	118.00
Potatoes (local)	Rs./Kg	123.00	120.00	109.00	118.00	159.00	160.00	121.00	128.00
Potatoes (Imp)	Rs./Kg	59.00	60.00			78.00	80.00		
Dried Chillies (Imp)	Rs./Kg	235.00	210.00	205.00	205.00	270.00	260.00	216.00	218.00
Coconut	Rs./Nut	79.00	80.00	67.00	68.00	85.00	85.00	73.00	74.00
Coconut oil	Rs./Ltr	340.00	340.00			360.00	360.00		
Dhal	Rs./Kg	115.00	115.00			130.00	130.00		
Sugar	Rs./Kg	102.00	103.00			110.00	110.00		
Eggs	Rs./Each	11.80	11.00			12.80	12.00		
Katta	Rs./Kg	820.00	820.00			850.00	850.00		
Sprats	Rs./Kg	500.00	500.00			550.00	550.00		

- Price increased by more than 5% compared to previous week average price.
- Price decreased by more than 5% compared to previous week average price.

### Retail Prices



\* Prices of food commodities may vary due to quality and markets among other factors.