

Daily Price Report

A Summary of Price Developments - 03 January 2018



Vegetables

- Prices of most varieties of vegetables demonstrated mixed movements in both Pettah and Dambulla markets while low country vegetable prices declined in general.



Rice

- Wholesale price of Kekulu (Red) declined by 3 rupees in Maradaghamula market.



Other

- Prices of Imported Red Onions decreased in both Pettah and Dambulla markets due to high availability of varieties from India and Pakistan.
- Prices of Egg reduced in Pettah market due to lower demand as a result of festive season being elapsed.



Statistics Department
Central Bank of Sri Lanka

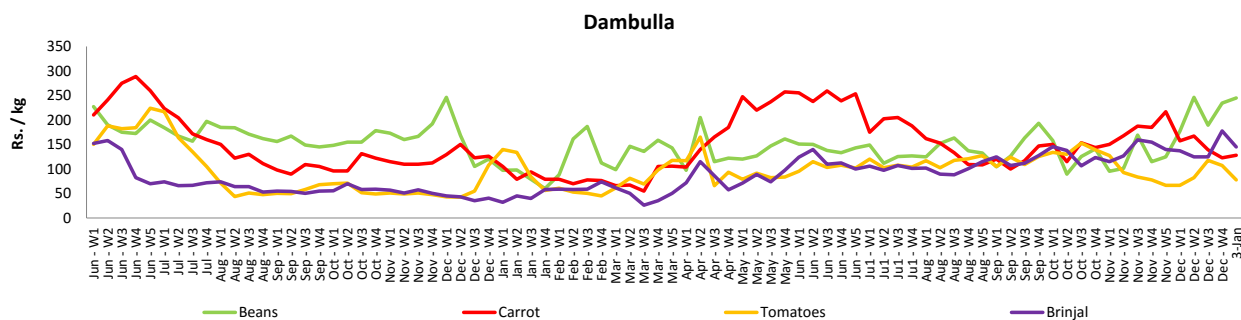
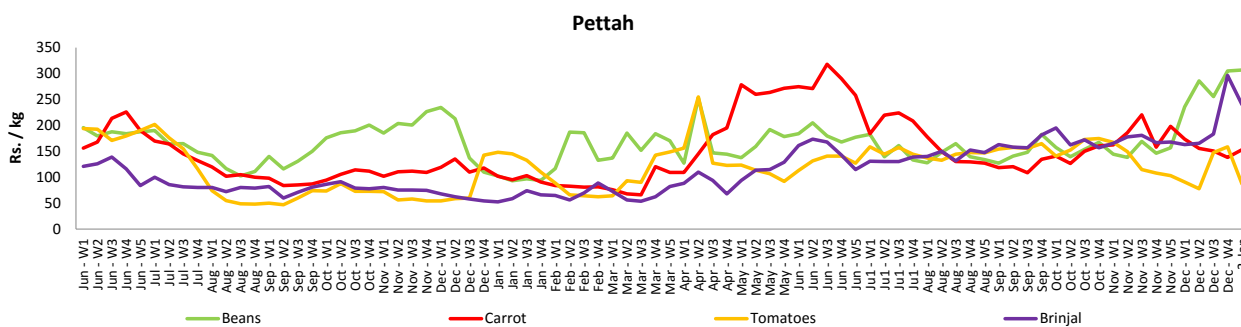
Wholesale and Retail Prices of Selected Food Commodities - 2018/01/03

Vegetables

| Item | Unit | Wholesale | | | | Retail | | | |
|-------------|--------|-------------------------|--------|-------------------------|--------|-------------------------|--------|-------------------------|--------|
| | | Pettah | | Dambulla | | Pettah | | Dambulla | |
| | | Previous 5 Days Average | Today | Previous 5 Days Average | Today | Previous 5 Days Average | Today | Previous 5 Days Average | Today |
| Beans | Rs./Kg | 252.00 | 240.00 | 214.00 | 225.00 | 302.00 | 307.00 | 235.00 | 245.00 |
| Carrot | Rs./Kg | 104.00 | 113.00 | 109.00 | 108.00 | 143.00 | 153.00 | 129.00 | 128.00 |
| Cabbage | Rs./Kg | 87.00 | 100.00 | 76.00 | 73.00 | 138.00 | 143.00 | 96.00 | 93.00 |
| Tomatoes | Rs./Kg | 108.00 | 57.00 | 76.00 | 58.00 | 147.00 | 87.00 | 96.00 | 78.00 |
| Brinjal | Rs./Kg | 241.00 | 195.00 | 160.00 | 125.00 | 287.00 | 240.00 | 181.00 | 145.00 |
| Pumpkin | Rs./Kg | 45.00 | 45.00 | 49.00 | 43.00 | 74.00 | 73.00 | 69.00 | 63.00 |
| Snake gourd | Rs./Kg | 112.00 | 107.00 | 93.00 | 68.00 | 150.00 | 143.00 | 113.00 | 88.00 |

- Price increased by more than 5% compared to previous week average price.
- Price decreased by more than 5% compared to previous week average price.

Retail Prices



Wholesale and Retail Prices of Selected Food Commodities - 2018/01/03

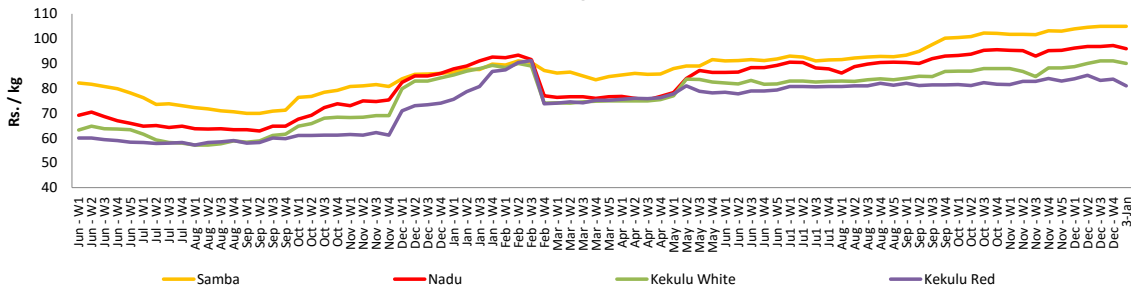
Rice

| Item | Unit | Wholesale | | | | Retail | |
|--------------|--------|-------------------------|--------|-------------------------|--------|-------------------------|--------|
| | | Maradaghamula | | Pettah | | Pettah | |
| | | Previous 5 Days Average | Today | Previous 5 Days Average | Today | Previous 5 Days Average | Today |
| Samba | Rs./Kg | 105.00 | 105.00 | 104.00 | 104.00 | 110.00 | 110.00 |
| Nadu | Rs./Kg | 97.00 | 96.00 | 92.00 | 92.00 | 98.00 | 98.00 |
| Kekulu White | Rs./Kg | 91.00 | 90.00 | 92.00 | 92.00 | 98.00 | 100.00 |
| Kekulu Red | Rs./Kg | 84.00 | 81.00 | 82.00 | 82.00 | 90.00 | 88.00 |

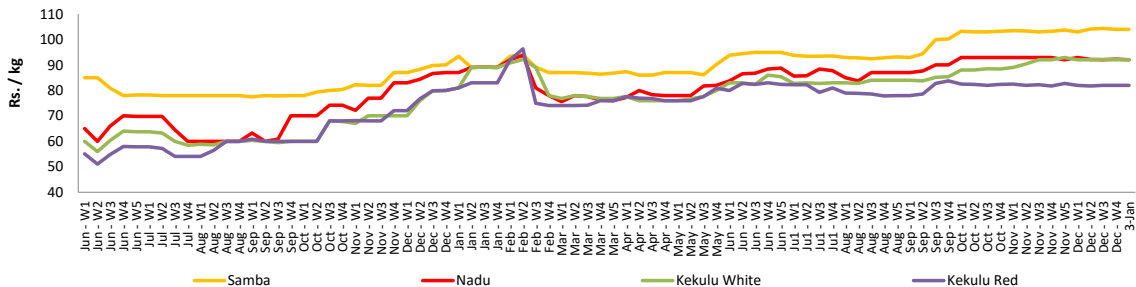
- Price increased by more than 5% compared to previous week average price.
- Price decreased by more than 5% compared to previous week average price.

Wholesale Prices

Maradaghamula

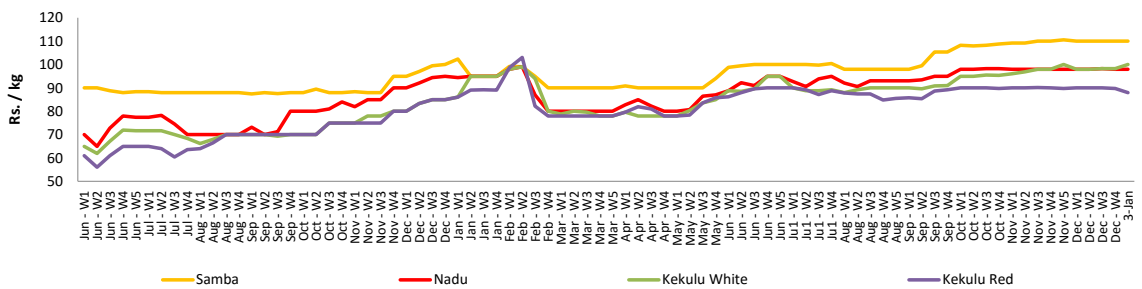


Pettah



Retail Prices

Pettah



Wholesale and Retail Prices of Selected Food Commodities - 2018/01/03

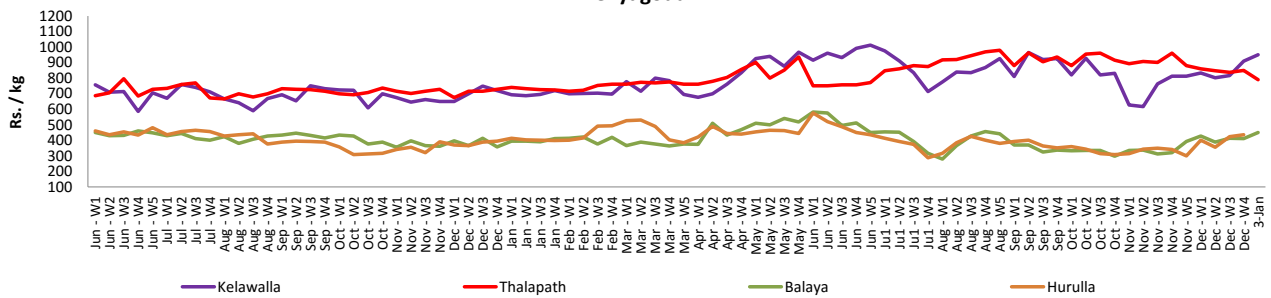
Fish

| Item | Unit | Wholesale | | | | Retail | | | |
|-----------|--------|-------------------------|--------|-------------------------|--------|-------------------------|--------|-------------------------|---------|
| | | Peliyagoda | | Negombo | | Peliyagoda | | Negombo | |
| | | Previous 5 Days Average | Today | Previous 5 Days Average | Today | Previous 5 Days Average | Today | Previous 5 Days Average | Today |
| Kelawalla | Rs./Kg | 604.00 | 650.00 | 564.00 | 500.00 | 918.00 | 950.00 | 816.00 | 760.00 |
| Thalapath | Rs./Kg | 700.00 | 690.00 | 636.00 | 700.00 | 850.00 | 790.00 | 836.00 | 850.00 |
| Balaya | Rs./Kg | 320.00 | 350.00 | 296.00 | 350.00 | 418.00 | 450.00 | 442.00 | 450.00 |
| Paraw | Rs./Kg | 590.00 | 600.00 | 532.00 | 670.00 | 892.00 | 900.00 | 760.00 | 1050.00 |
| Salaya | Rs./Kg | 160.00 | 170.00 | 118.00 | 160.00 | 204.00 | 220.00 | 196.00 | 220.00 |
| Hurulla | Rs./Kg | 335.00 | n.a. | 292.00 | 350.00 | 435.00 | n.a. | 376.00 | 460.00 |

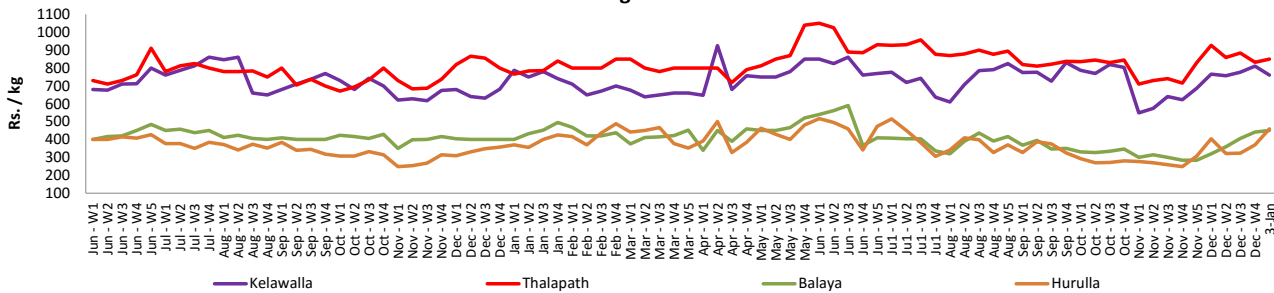
- Price increased by more than 5% compared to previous week average price.
- Price decreased by more than 5% compared to previous week average price.

Retail Prices

Peliyagoda



Negombo



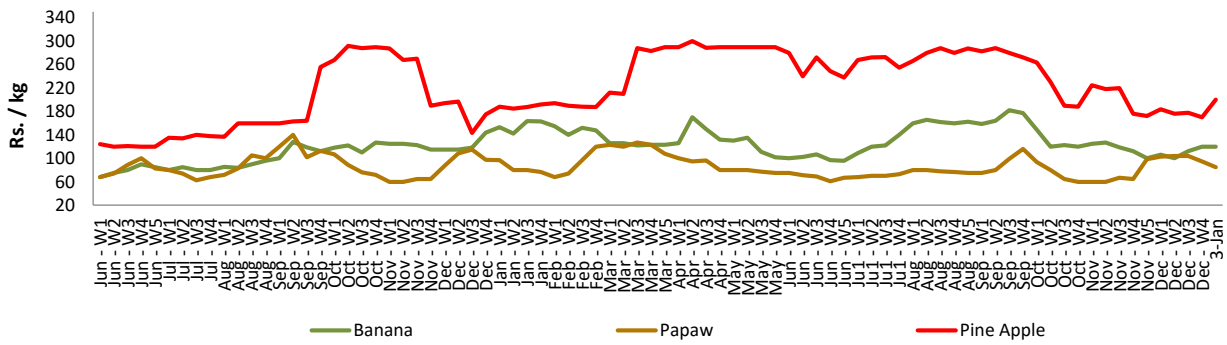
Wholesale and Retail Prices of Selected Food Commodities - 2018/01/03

Fruits

| Item | Unit | Wholesale | | Retail | |
|---------------|--------|-------------------------|--------|-------------------------|--------|
| | | Pettah | | | |
| | | Previous 5 Days Average | Today | Previous 5 Days Average | Today |
| Banana (Sour) | Rs./Kg | 75.00 | 75.00 | 120.00 | 120.00 |
| Papaw | Rs./Kg | 73.00 | 65.00 | 93.00 | 85.00 |
| Pineapple | Rs./Kg | 140.00 | 160.00 | 170.00 | 200.00 |

- Price increased by more than 5% compared to previous week average price.
- Price decreased by more than 5% compared to previous week average price.

Retail - Pettah



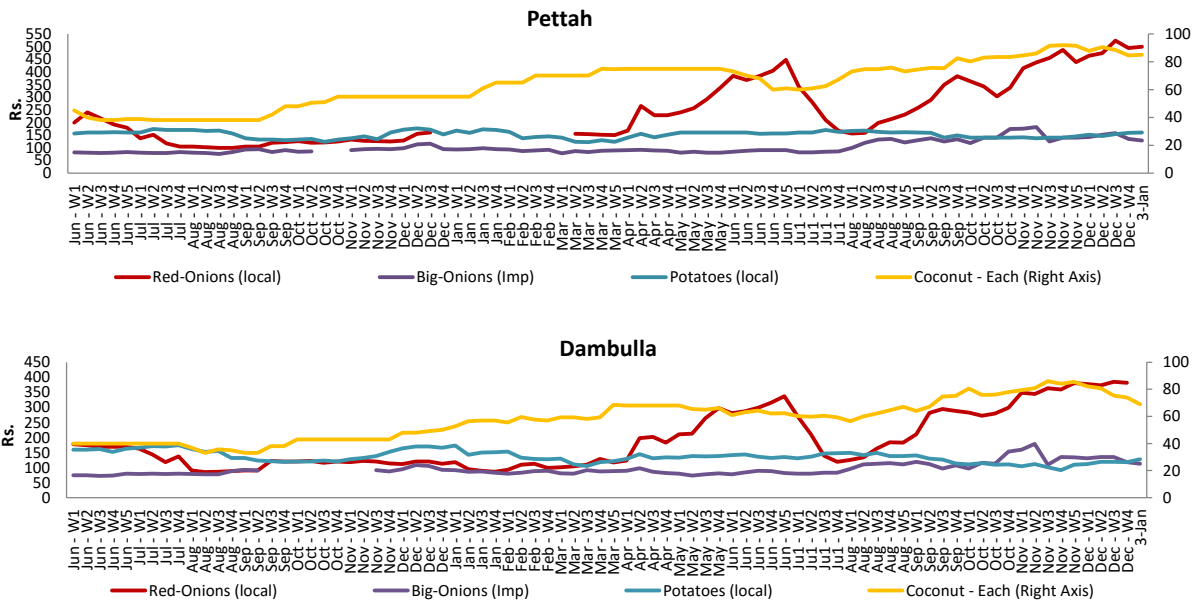
Wholesale and Retail Prices of Selected Food Commodities - 2018/01/03

Other

| Item | Unit | Wholesale | | | | Retail | | | |
|----------------------|----------|-------------------------|--------|-------------------------|--------|-------------------------|--------|-------------------------|--------|
| | | Pettah | | Dambulla | | Pettah | | Dambulla | |
| | | Previous 5 Days Average | Today | Previous 5 Days Average | Today | Previous 5 Days Average | Today | Previous 5 Days Average | Today |
| Red-Onions (local) | Rs./Kg | 446.00 | 440.00 | 370.00 | n.a. | 496.00 | 500.00 | 382.00 | n.a. |
| Red-Onions (Imp) | Rs./Kg | 382.00 | 290.00 | 339.00 | 265.00 | 426.00 | 340.00 | 351.00 | 278.00 |
| Big-Onions (local) | Rs./Kg | n.a. | n.a. | n.a. | n.a. | n.a. | n.a. | n.a. | n.a. |
| Big-Onions (Imp) | Rs./Kg | 113.00 | 103.00 | 105.00 | 103.00 | 133.00 | 128.00 | 116.00 | 113.00 |
| Potatoes (local) | Rs./Kg | 123.00 | 120.00 | 107.00 | 115.00 | 159.00 | 160.00 | 118.00 | 128.00 |
| Potatoes (Imp) | Rs./Kg | 59.00 | 60.00 | | | 78.00 | 80.00 | | |
| Dried Chillies (Imp) | Rs./Kg | 245.00 | 210.00 | 204.00 | 205.00 | 274.00 | 260.00 | 215.00 | 218.00 |
| Coconut | Rs./Nut | 79.00 | 80.00 | 68.00 | 63.00 | 85.00 | 85.00 | 74.00 | 69.00 |
| Coconut oil | Rs./Ltr | 340.00 | 340.00 | | | 360.00 | 360.00 | | |
| Dhal | Rs./Kg | 115.00 | 115.00 | | | 130.00 | 130.00 | | |
| Sugar | Rs./Kg | 102.00 | 103.00 | | | 110.00 | 110.00 | | |
| Eggs | Rs./Each | 12.00 | 11.00 | | | 13.00 | 12.00 | | |
| Katta | Rs./Kg | 820.00 | 820.00 | | | 850.00 | 850.00 | | |
| Sprats | Rs./Kg | 500.00 | 500.00 | | | 550.00 | 550.00 | | |

- Price increased by more than 5% compared to previous week average price.
- Price decreased by more than 5% compared to previous week average price.

Retail Prices



* Prices of food commodities may vary due to quality and markets among other factors.