

Daily Price Report

A Summary of Price Developments - 02 January 2018



Vegetables

- Prices of most varieties of vegetables demonstrated mixed movements in both Pettah and Dambulla markets while a limited activity level has been reported from Dambulla market.
- Prices of Tomatoes decreased significantly in both markets due to high level of supply from Suriyawewa area.



Fish

- Prices of most varieties of fish increased in Peliyagoda while mixed movements are reported from Negombo market.



Other

- Prices of Imported Big Onions and Red Onions decreased in both Pettah and Dambulla markets due to high availability of varieties from India and Pakistan.



Wholesale and Retail Prices of Selected Food Commodities - 2018/01/02

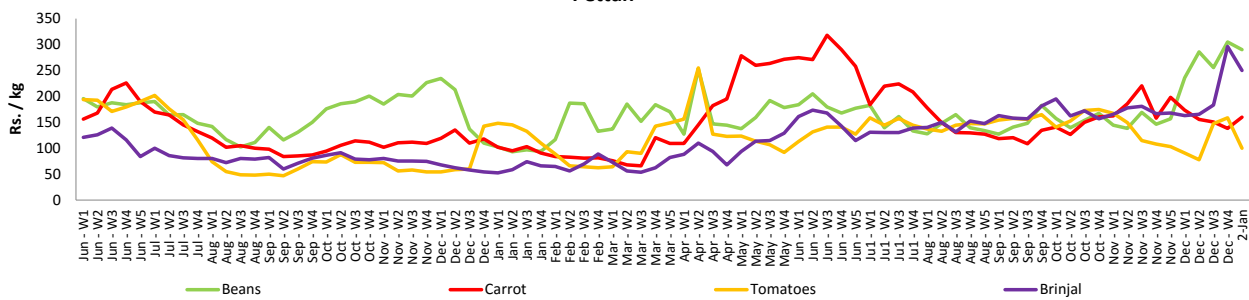
Vegetables

Item	Unit	Wholesale				Retail			
		Pettah		Dambulla		Pettah		Dambulla	
		Previous 5 Days Average	Today	Previous 5 Days Average	Today	Previous 5 Days Average	Today	Previous 5 Days Average	Today
Beans	Rs./Kg	241.00	215.00	204.00	n.a.	287.00	290.00	225.00	n.a.
Carrot	Rs./Kg	100.00	115.00	105.00	135.00	141.00	160.00	125.00	155.00
Cabbage	Rs./Kg	89.00	80.00	71.00	83.00	140.00	140.00	91.00	103.00
Tomatoes	Rs./Kg	117.00	60.00	89.00	33.00	157.00	100.00	109.00	53.00
Brinjal	Rs./Kg	234.00	200.00	149.00	170.00	275.00	250.00	169.00	193.00
Pumpkin	Rs./Kg	46.00	45.00	44.00	n.a.	75.00	75.00	64.00	n.a.
Snake gourd	Rs./Kg	118.00	100.00	93.00	n.a.	158.00	140.00	113.00	n.a.

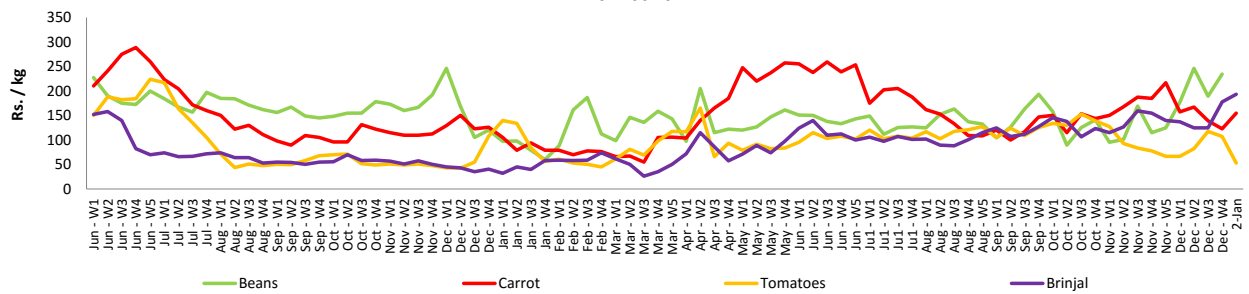
- Price increased by more than 5% compared to previous week average price.
- Price decreased by more than 5% compared to previous week average price.

Retail Prices

Pettah



Dambulla



Wholesale and Retail Prices of Selected Food Commodities - 2018/01/02

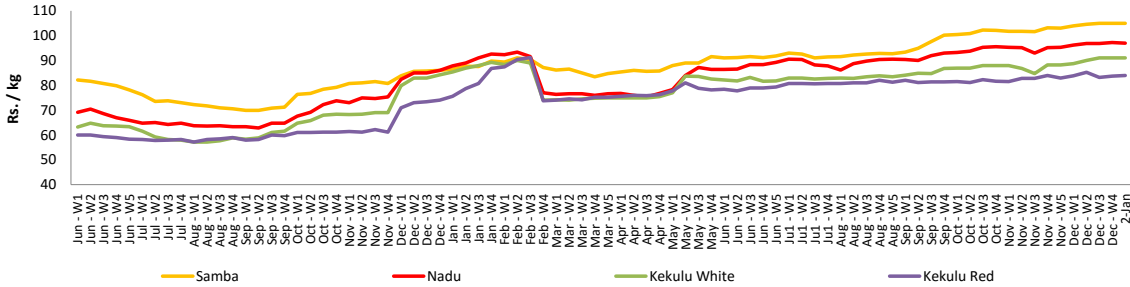
Rice

Item	Unit	Wholesale				Retail	
		Maradaghamula		Pettah		Pettah	
		Previous 5 Days Average	Today	Previous 5 Days Average	Today	Previous 5 Days Average	Today
Samba	Rs./Kg	105.00	105.00	104.00	104.00	110.00	110.00
Nadu	Rs./Kg	97.00	97.00	92.00	92.00	98.00	98.00
Kekulu White	Rs./Kg	91.00	91.00	92.00	92.00	98.00	99.00
Kekulu Red	Rs./Kg	84.00	84.00	82.00	82.00	90.00	89.00

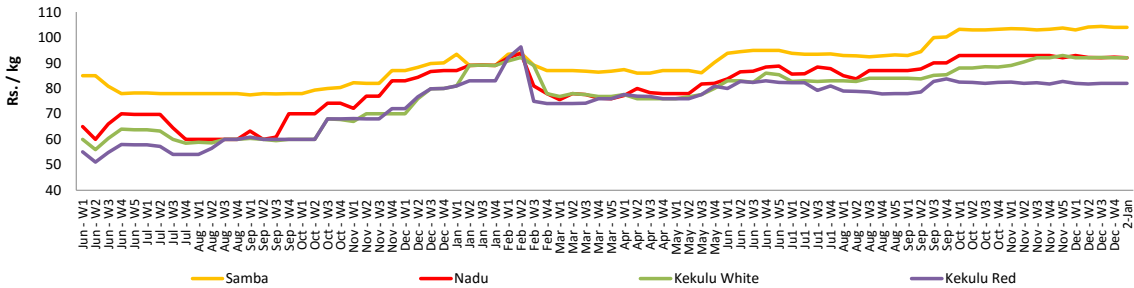
- Price increased by more than 5% compared to previous week average price.
- Price decreased by more than 5% compared to previous week average price.

Wholesale Prices

Maradaghamula

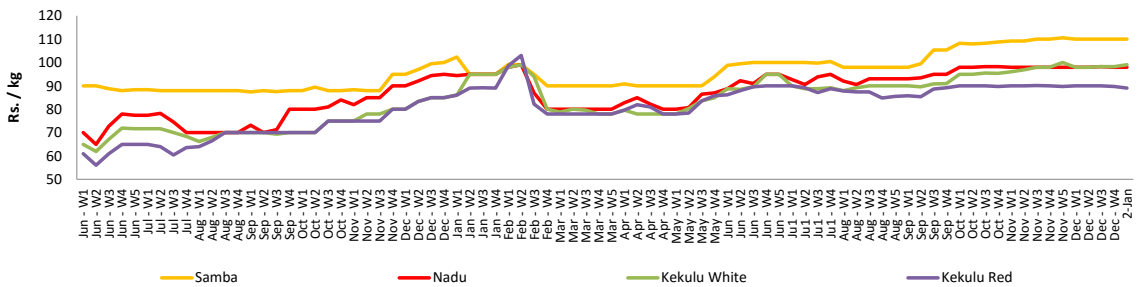


Pettah



Retail Prices

Pettah



Wholesale and Retail Prices of Selected Food Commodities - 2018/01/02

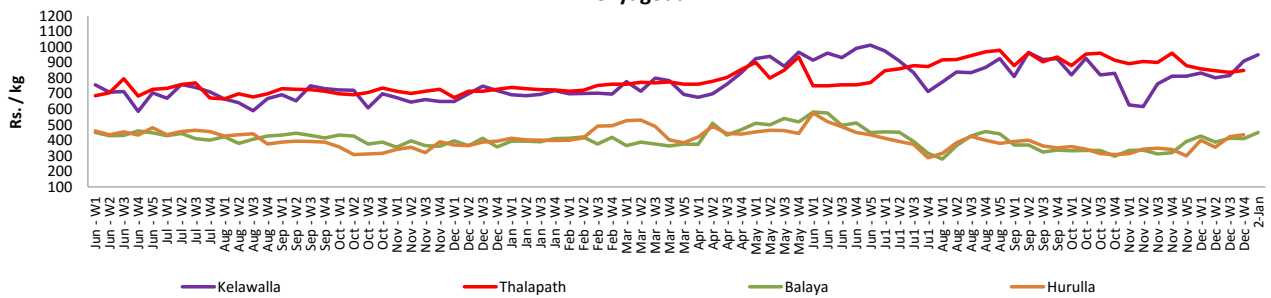
Fish

Item	Unit	Wholesale				Retail			
		Peliyagoda		Negombo		Peliyagoda		Negombo	
		Previous 5 Days Average	Today	Previous 5 Days Average	Today	Previous 5 Days Average	Today	Previous 5 Days Average	Today
Kelawalla	Rs./Kg	593.00	650.00	572.00	540.00	910.00	950.00	808.00	840.00
Thalapath	Rs./Kg	700.00	n.a.	634.00	650.00	850.00	n.a.	834.00	850.00
Balaya	Rs./Kg	322.00	350.00	292.00	300.00	424.00	450.00	444.00	440.00
Paraw	Rs./Kg	588.00	600.00	548.00	500.00	890.00	900.00	790.00	700.00
Salaya	Rs./Kg	158.00	170.00	120.00	120.00	200.00	220.00	196.00	200.00
Hurulla	Rs./Kg	338.00	n.a.	282.00	300.00	440.00	n.a.	366.00	400.00

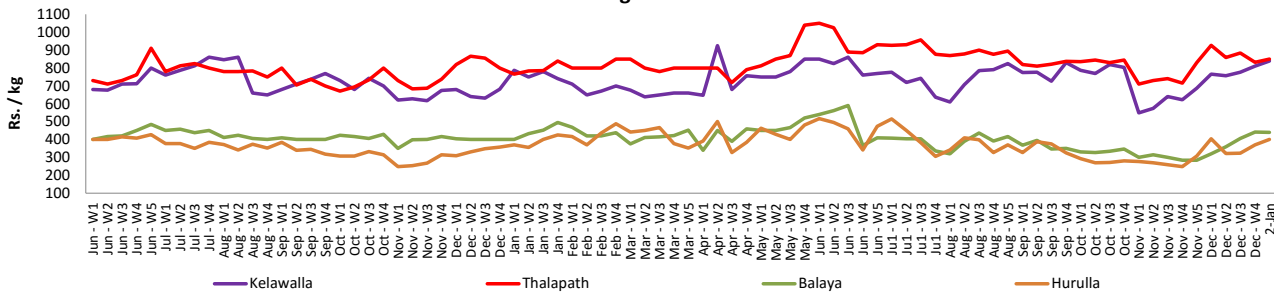
- Price increased by more than 5% compared to previous week average price.
- Price decreased by more than 5% compared to previous week average price.

Retail Prices

Peliyagoda



Negombo



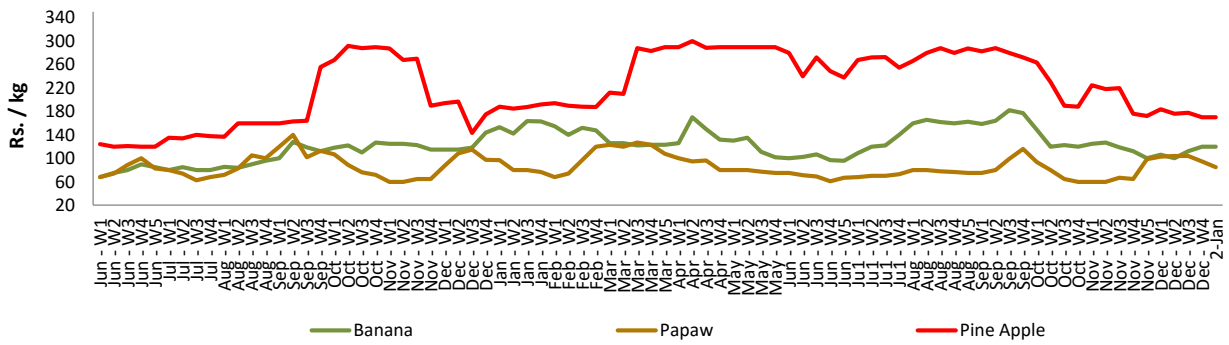
Wholesale and Retail Prices of Selected Food Commodities - 2018/01/02

Fruits

Item	Unit	Wholesale		Retail	
		Pettah			
		Previous 5 Days Average	Today	Previous 5 Days Average	Today
Banana (Sour)	Rs./Kg	79.00	60.00	120.00	120.00
Papaw	Rs./Kg	76.00	65.00	100.00	85.00
Pineapple	Rs./Kg	140.00	140.00	174.00	170.00

- Price increased by more than 5% compared to previous week average price.
- Price decreased by more than 5% compared to previous week average price.

Retail - Pettah



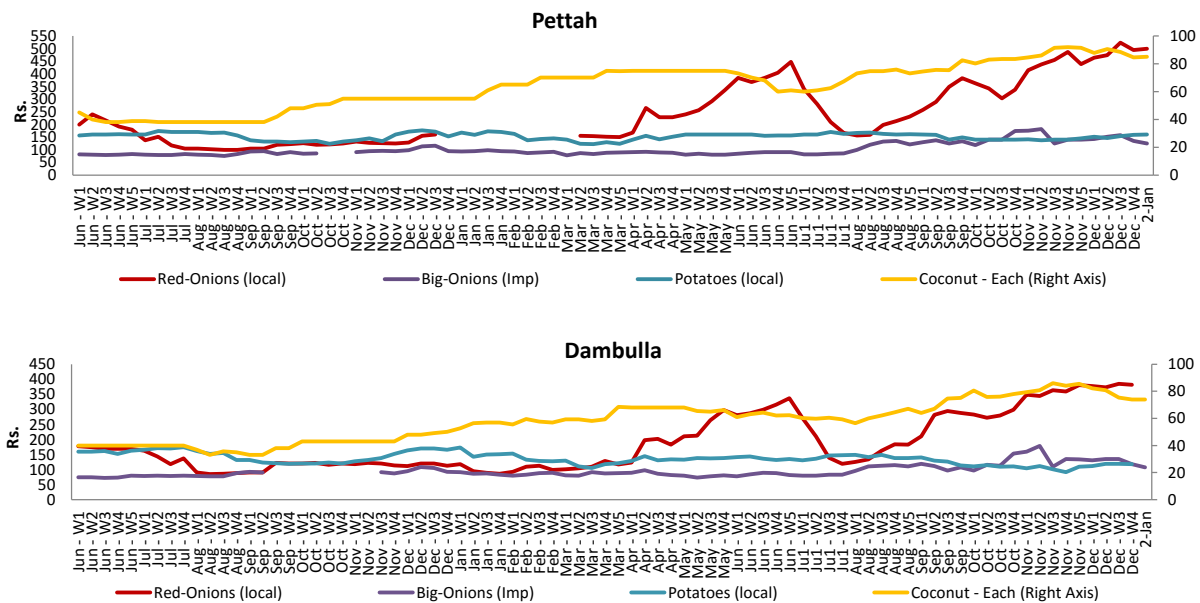
Wholesale and Retail Prices of Selected Food Commodities - 2018/01/02

Other

Item	Unit	Wholesale				Retail			
		Pettah		Dambulla		Pettah		Dambulla	
		Previous 5 Days Average	Today	Previous 5 Days Average	Today	Previous 5 Days Average	Today	Previous 5 Days Average	Today
Red-Onions (local)	Rs./Kg	462.00	430.00	366.00	n.a.	508.00	500.00	379.00	n.a.
Red-Onions (Imp)	Rs./Kg	410.00	290.00	343.00	323.00	448.00	350.00	356.00	333.00
Big-Onions (local)	Rs./Kg	n.a.	n.a.	n.a.	n.a.	n.a.	n.a.	n.a.	n.a.
Big-Onions (Imp)	Rs./Kg	117.00	100.00	109.00	95.00	139.00	125.00	120.00	108.00
Potatoes (local)	Rs./Kg	123.00	120.00	105.00	n.a.	156.00	160.00	116.00	n.a.
Potatoes (Imp)	Rs./Kg	59.00	60.00			78.00	80.00		
Dried Chillies (Imp)	Rs./Kg	250.00	210.00	205.00	205.00	275.00	260.00	215.00	218.00
Coconut	Rs./Nut	79.00	80.00	68.00	68.00	85.00	85.00	74.00	74.00
Coconut oil	Rs./Ltr	340.00	340.00			360.00	360.00		
Dhal	Rs./Kg	114.00	115.00			130.00	130.00		
Sugar	Rs./Kg	102.00	103.00			110.00	110.00		
Eggs	Rs./Each	12.20	12.00			13.20	13.00		
Katta	Rs./Kg	820.00	820.00			850.00	850.00		
Sprats	Rs./Kg	500.00	500.00			550.00	550.00		

- Price increased by more than 5% compared to previous week average price.
- Price decreased by more than 5% compared to previous week average price.

Retail Prices



* Prices of food commodities may vary due to quality and markets among other factors.