

Daily Price Report

A Summary of Price Developments - 27 February 2018



Vegetables

- Prices of most varieties of **vegetables** demonstrated **mixed movement** in **Pettah** market while prices **Dambulla** market **increased**.



Rice

- Price of **Samba** and **Nadu** **increased** in both **Pettah** and **Marandagahamula** markets reportedly due to **low supply** of varieties.



Other

- Price of **Potatoes (imported)** **increased** in **Pettah** market as **Special Commodity Levy** has been **increased by 29 rupees** per Kg with effect from 24th February 2018.
- Prices of **Potatoes (local)** also **increased** due to **low supply** from **Nuwaraeliya** area.



Wholesale and Retail Prices of Selected Food Commodities - 2018/02/27

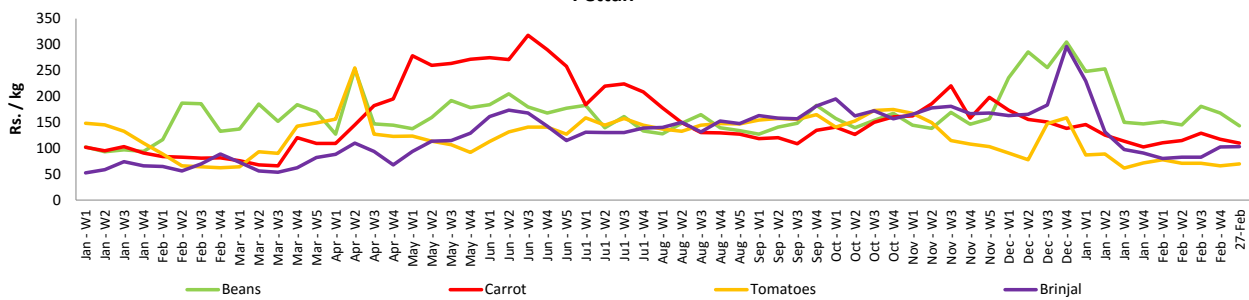
Vegetables

Item	Unit	Wholesale				Retail			
		Pettah		Dambulla		Pettah		Dambulla	
		Previous 5 Days Average	Today	Previous 5 Days Average	Today	Previous 5 Days Average	Today	Previous 5 Days Average	Today
Beans	Rs./Kg	128.00	110.00	139.00	125.00	167.00	143.00	159.00	145.00
Carrot	Rs./Kg	80.00	70.00	77.00	90.00	117.00	110.00	97.00	113.00
Cabbage	Rs./Kg	37.00	37.00	25.00	38.00	72.00	77.00	45.00	58.00
Tomatoes	Rs./Kg	35.00	40.00	36.00	38.00	67.00	70.00	56.00	58.00
Brinjal	Rs./Kg	75.00	60.00	57.00	75.00	107.00	103.00	77.00	95.00
Pumpkin	Rs./Kg	61.00	50.00	51.00	63.00	85.00	80.00	71.00	83.00
Snake gourd	Rs./Kg	59.00	45.00	41.00	55.00	90.00	80.00	61.00	75.00

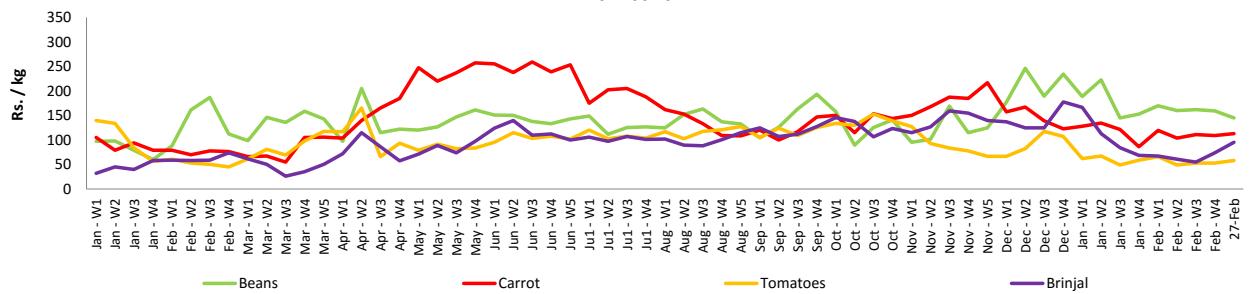
- Price increased by more than 5% compared to previous week average price.
- Price decreased by more than 5% compared to previous week average price.

Retail Prices

Pettah



Dambulla



Wholesale and Retail Prices of Selected Food Commodities - 2018/02/27

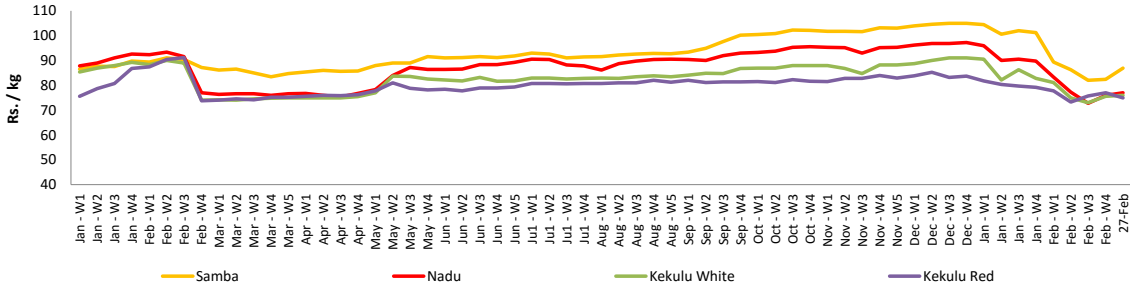
Rice

Item	Unit	Wholesale				Retail	
		Maradaghamula		Pettah		Pettah	
		Previous 5 Days Average	Today	Previous 5 Days Average	Today	Previous 5 Days Average	Today
Samba	Rs./Kg	84.00	87.00	96.00	105.00	104.00	110.00
Nadu	Rs./Kg	77.00	77.00	72.00	77.00	77.00	83.00
Kekulu White	Rs./Kg	76.00	76.00	73.00	73.00	80.00	80.00
Kekulu Red	Rs./Kg	77.00	75.00	71.00	71.00	78.00	78.00

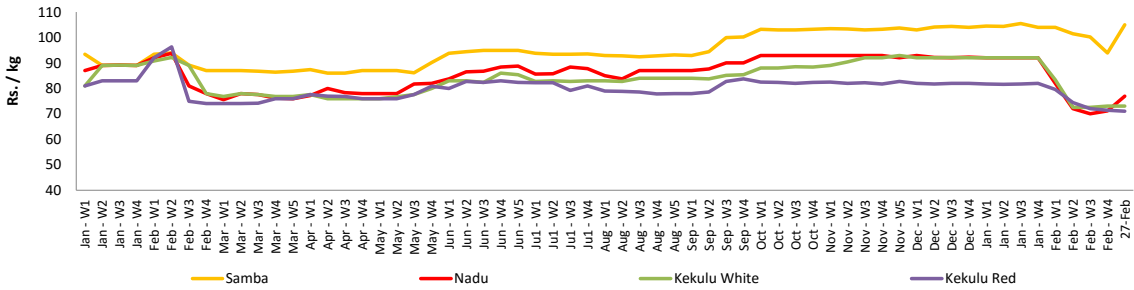
- Price increased by more than 5% compared to previous week average price.
- Price decreased by more than 5% compared to previous week average price.

Wholesale Prices

Maradaghamula

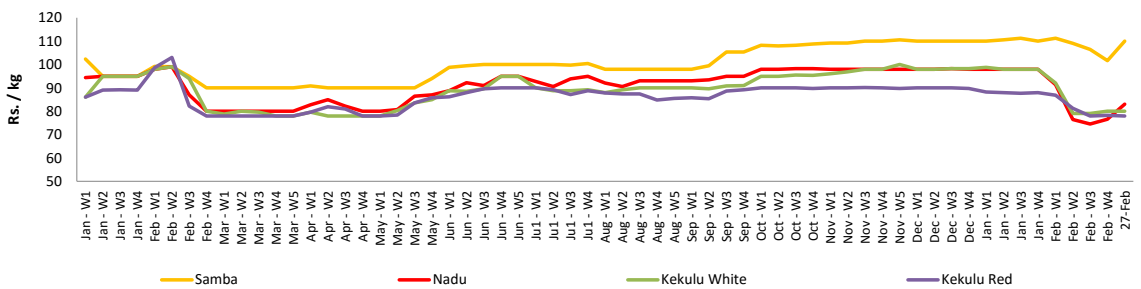


Pettah



Retail Prices

Pettah



Wholesale and Retail Prices of Selected Food Commodities - 2018/02/27

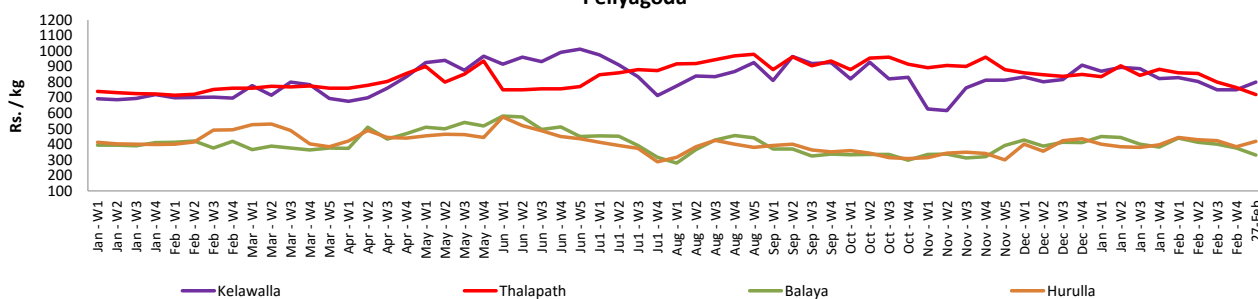
Fish

Item	Unit	Wholesale				Retail			
		Peliyagoda		Negombo		Peliyagoda		Negombo	
		Previous 5 Days Average	Today	Previous 5 Days Average	Today	Previous 5 Days Average	Today	Previous 5 Days Average	Today
Kelawalla	Rs./Kg	442.00	470.00	522.00	520.00	760.00	800.00	782.00	750.00
Thalapath	Rs./Kg	593.00	580.00	720.00	660.00	740.00	720.00	936.00	900.00
Balaya	Rs./Kg	266.00	230.00	246.00	260.00	366.00	330.00	424.00	400.00
Paraw	Rs./Kg	490.00	480.00	556.00	500.00	840.00	850.00	848.00	780.00
Salaya	Rs./Kg	116.00	100.00	114.00	150.00	158.00	150.00	182.00	250.00
Hurulla	Rs./Kg	286.00	320.00	252.00	340.00	388.00	420.00	344.00	440.00

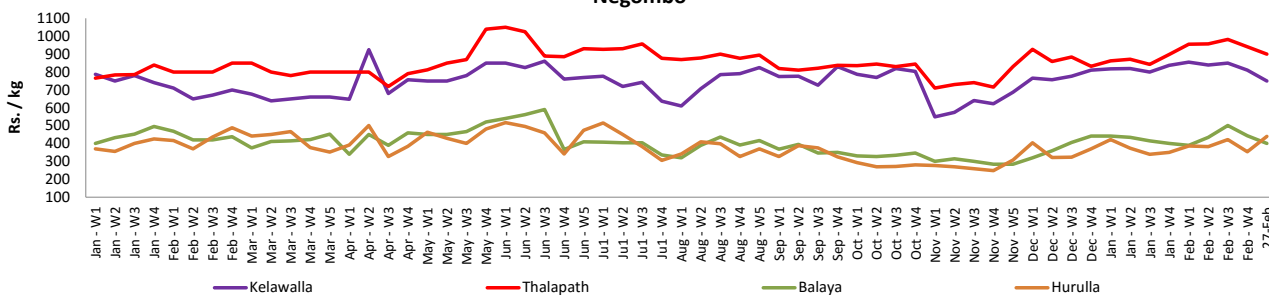
- Price increased by more than 5% compared to previous week average price.
- Price decreased by more than 5% compared to previous week average price.

Retail Prices

Peliyagoda



Negombo



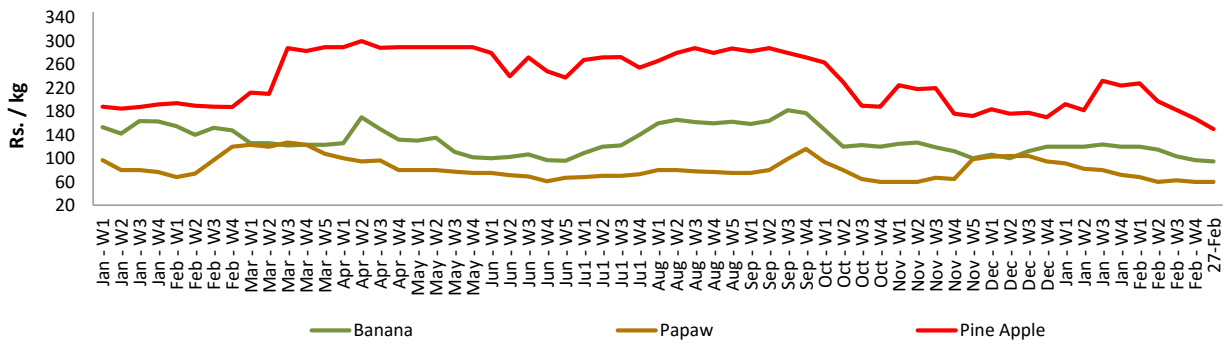
Wholesale and Retail Prices of Selected Food Commodities - 2018/02/27

Fruits

Item	Unit	Wholesale		Retail	
		Pettah			
		Previous 5 Days Average	Today	Previous 5 Days Average	Today
Banana (Sour)	Rs./Kg	60.00	60.00	96.00	95.00
Papaw	Rs./Kg	40.00	40.00	60.00	60.00
Pineapple	Rs./Kg	128.00	120.00	162.00	150.00

- Price increased by more than 5% compared to previous week average price.
- Price decreased by more than 5% compared to previous week average price.

Retail - Pettah



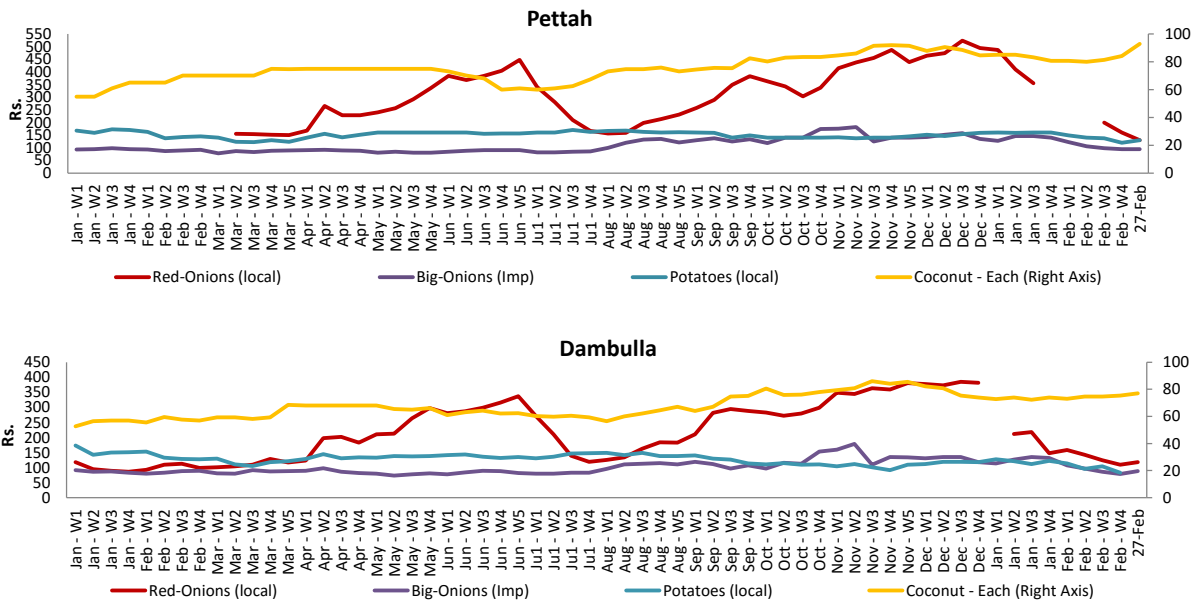
Wholesale and Retail Prices of Selected Food Commodities - 2018/02/27

Other

Item	Unit	Wholesale				Retail			
		Pettah		Dambulla		Pettah		Dambulla	
		Previous 5 Days Average	Today	Previous 5 Days Average	Today	Previous 5 Days Average	Today	Previous 5 Days Average	Today
Red-Onions (local)	Rs./Kg	110.00	105.00	101.00	105.00	148.00	130.00	114.00	118.00
Red-Onions (Imp)	Rs./Kg	120.00	120.00	114.00	118.00	160.00	160.00	127.00	128.00
Big-Onions (local)	Rs./Kg	n.a.	n.a.	n.a.	n.a.	n.a.	n.a.	n.a.	n.a.
Big-Onions (Imp)	Rs./Kg	72.00	83.00	68.00	78.00	95.00	95.00	79.00	88.00
Potatoes (local)	Rs./Kg	83.00	100.00	68.00	n.a.	122.00	130.00	83.00	n.a.
Potatoes (Imp)	Rs./Kg	51.00	73.00			66.00	90.00		
Dried Chillies (Imp)	Rs./Kg	221.00	220.00	223.00	223.00	269.00	270.00	233.00	233.00
Coconut	Rs./Nut	79.00	85.00	70.00	71.00	86.00	93.00	75.00	77.00
Coconut oil	Rs./Ltr	360.00	360.00			380.00	380.00		
Dhal	Rs./Kg	110.00	110.00			125.00	125.00		
Sugar	Rs./Kg	100.00	100.00			110.00	110.00		
Eggs	Rs./Each	12.80	13.00			13.80	14.00		
Katta	Rs./Kg	820.00	820.00			850.00	850.00		
Sprats	Rs./Kg	500.00	500.00			550.00	550.00		

- Price increased by more than 5% compared to previous week average price.
- Price decreased by more than 5% compared to previous week average price.

Retail Prices



* Prices of food commodities may vary due to quality and markets among other factors.