

Daily Price Report

A Summary of Price Developments - 22 February 2018



Vegetables

- Prices of most varieties of **vegetables** increased in **Pettah market** due to **low supply** while prices in **Dambulla** market demonstrated **mixed movements**.



Rice

- Wholesale price of Nadu **increased** in both **Pettah** and **Marandagahamula** markets reportedly due to **low supply** of the variety.



Fish

- Prices of most varieties of **fish** **decreased** in both **Peliyagoda** and **Negombo** markets due to **favourable supply**.



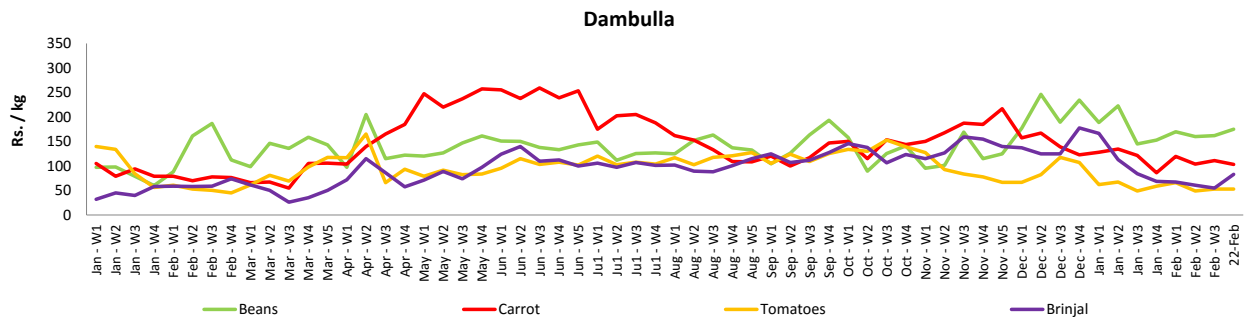
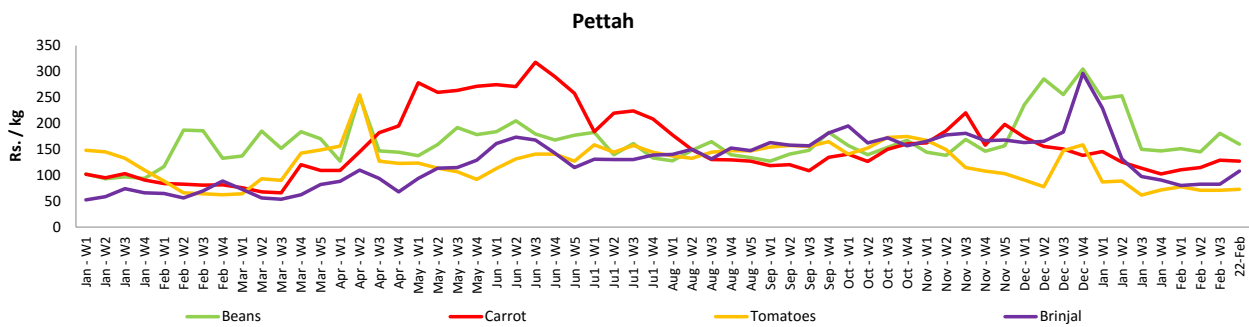
Wholesale and Retail Prices of Selected Food Commodities - 2018/02/22

Vegetables

Item	Unit	Wholesale				Retail			
		Pettah		Dambulla		Pettah		Dambulla	
		Previous 5 Days Average	Today	Previous 5 Days Average	Today	Previous 5 Days Average	Today	Previous 5 Days Average	Today
Beans	Rs./Kg	138.00	133.00	135.00	155.00	171.00	160.00	155.00	175.00
Carrot	Rs./Kg	79.00	87.00	89.00	83.00	115.00	127.00	109.00	103.00
Cabbage	Rs./Kg	38.00	41.00	26.00	23.00	71.00	80.00	46.00	43.00
Tomatoes	Rs./Kg	34.00	41.00	32.00	33.00	65.00	73.00	52.00	53.00
Brinjal	Rs./Kg	63.00	78.00	43.00	63.00	90.00	108.00	63.00	83.00
Pumpkin	Rs./Kg	57.00	70.00	58.00	48.00	81.00	100.00	78.00	68.00
Snake gourd	Rs./Kg	57.00	63.00	37.00	43.00	87.00	100.00	57.00	63.00

- Price increased by more than 5% compared to previous week average price.
- Price decreased by more than 5% compared to previous week average price.

Retail Prices



Wholesale and Retail Prices of Selected Food Commodities - 2018/02/22

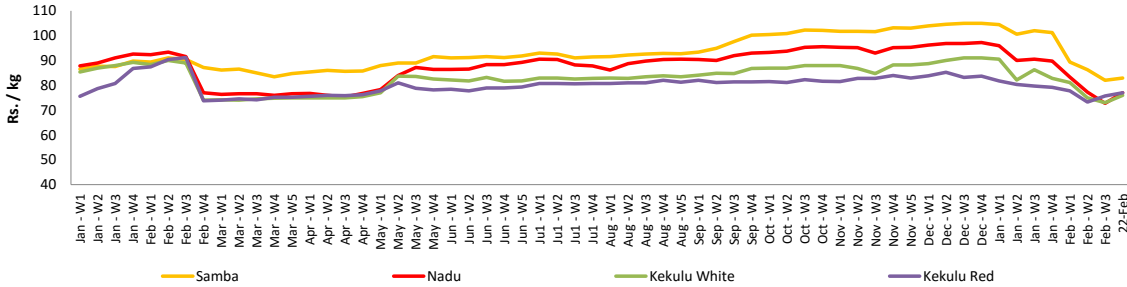
Rice

Item	Unit	Wholesale				Retail	
		Maradaghamula		Pettah		Pettah	
		Previous 5 Days Average	Today	Previous 5 Days Average	Today	Previous 5 Days Average	Today
Samba	Rs./Kg	82.00	83.00	95.00	92.00	103.00	99.00
Nadu	Rs./Kg	74.00	77.00	70.00	73.00	75.00	78.00
Kekulu White	Rs./Kg	74.00	76.00	73.00	73.00	80.00	80.00
Kekulu Red	Rs./Kg	77.00	77.00	71.00	72.00	78.00	79.00

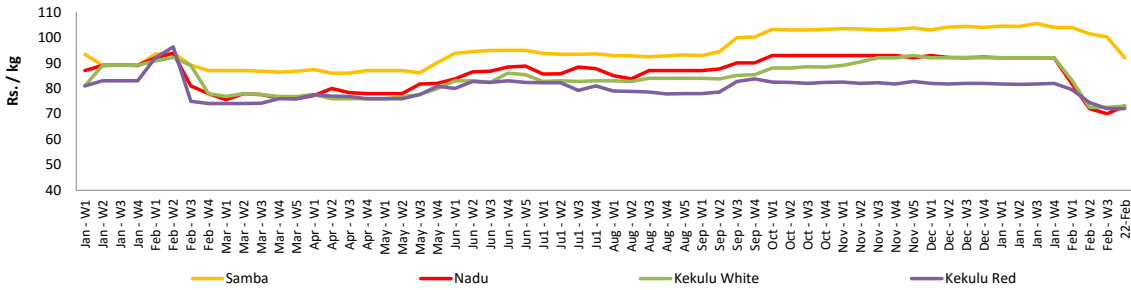
- Price increased by more than 5% compared to previous week average price.
- Price decreased by more than 5% compared to previous week average price.

Wholesale Prices

Maradaghamula

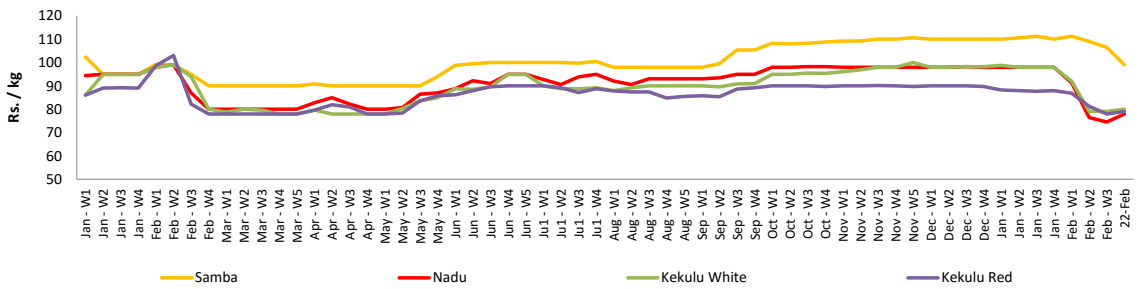


Pettah



Retail Prices

Pettah



Wholesale and Retail Prices of Selected Food Commodities - 2018/02/22

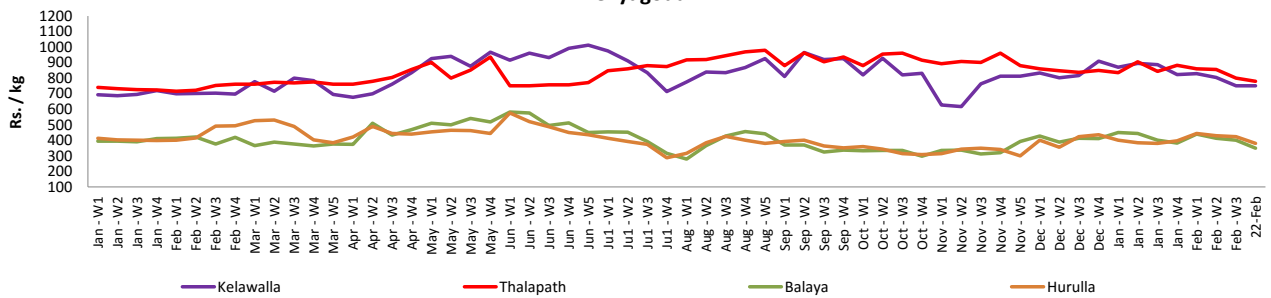
Fish

Item	Unit	Wholesale				Retail			
		Peliyagoda		Negombo		Peliyagoda		Negombo	
		Previous 5 Days Average	Today	Previous 5 Days Average	Today	Previous 5 Days Average	Today	Previous 5 Days Average	Today
Kelawalla	Rs./Kg	458.00	420.00	548.00	550.00	740.00	750.00	844.00	850.00
Thalapath	Rs./Kg	643.00	630.00	776.00	700.00	793.00	780.00	964.00	920.00
Balaya	Rs./Kg	292.00	250.00	292.00	270.00	392.00	350.00	480.00	470.00
Paraw	Rs./Kg	510.00	500.00	562.00	580.00	830.00	850.00	840.00	880.00
Salaya	Rs./Kg	124.00	120.00	114.00	110.00	164.00	160.00	198.00	160.00
Hurulla	Rs./Kg	310.00	280.00	302.00	230.00	410.00	380.00	398.00	330.00

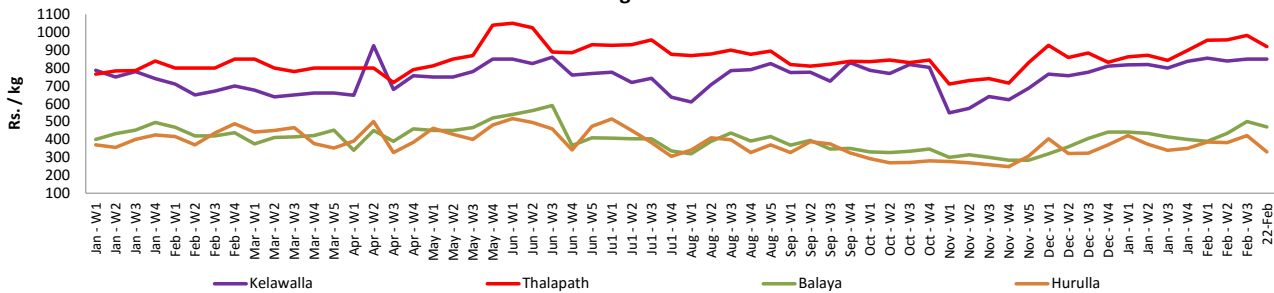
- Price increased by more than 5% compared to previous week average price.
- Price decreased by more than 5% compared to previous week average price.

Retail Prices

Peliyagoda



Negombo



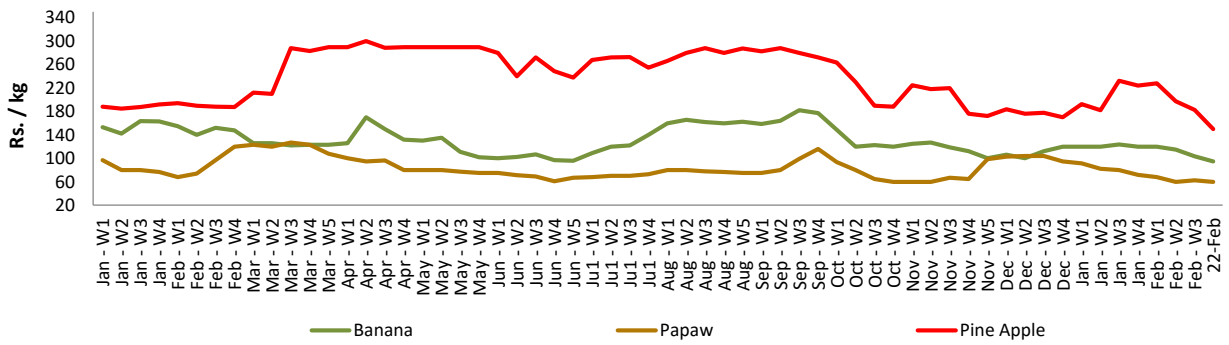
Wholesale and Retail Prices of Selected Food Commodities - 2018/02/22

Fruits

Item	Unit	Wholesale		Retail	
		Pettah			
		Previous 5 Days Average	Today	Previous 5 Days Average	Today
Banana (Sour)	Rs./Kg	65.00	60.00	103.00	95.00
Papaw	Rs./Kg	42.00	40.00	62.00	60.00
Pineapple	Rs./Kg	142.00	120.00	182.00	150.00

- Price increased by more than 5% compared to previous week average price.
- Price decreased by more than 5% compared to previous week average price.

Retail - Pettah



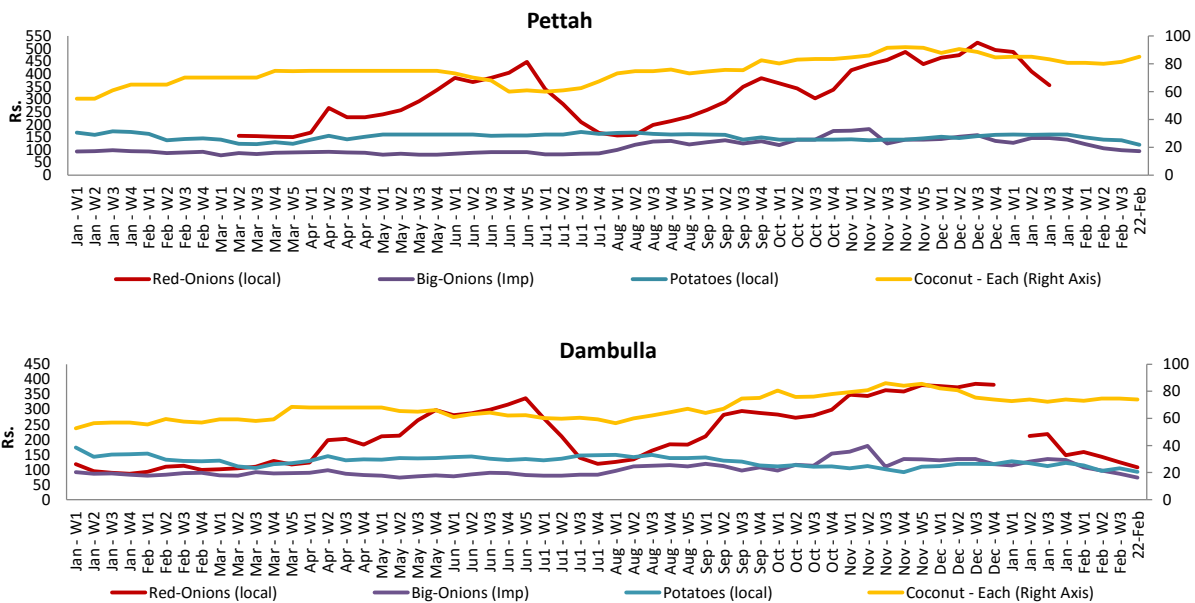
Wholesale and Retail Prices of Selected Food Commodities - 2018/02/22

Other

Item	Unit	Wholesale				Retail			
		Pettah		Dambulla		Pettah		Dambulla	
		Previous 5 Days Average	Today	Previous 5 Days Average	Today	Previous 5 Days Average	Today	Previous 5 Days Average	Today
Red-Onions (local)	Rs./Kg	105.00	n.a.	103.00	95.00	200.00	n.a.	116.00	108.00
Red-Onions (Imp)	Rs./Kg	128.00	120.00	110.00	115.00	166.00	160.00	122.00	128.00
Big-Onions (local)	Rs./Kg	n.a.	n.a.	n.a.	n.a.	n.a.	n.a.	n.a.	n.a.
Big-Onions (Imp)	Rs./Kg	75.00	70.00	71.00	63.00	97.00	95.00	81.00	73.00
Potatoes (local)	Rs./Kg	87.00	80.00	80.00	73.00	126.00	120.00	93.00	93.00
Potatoes (Imp)	Rs./Kg	46.00	45.00			62.00	60.00		
Dried Chillies (Imp)	Rs./Kg	223.00	220.00	224.00	223.00	270.00	270.00	235.00	233.00
Coconut	Rs./Nut	76.00	80.00	69.00	69.00	81.00	85.00	75.00	74.00
Coconut oil	Rs./Ltr	360.00	360.00			382.00	380.00		
Dhal	Rs./Kg	108.00	110.00			123.00	125.00		
Sugar	Rs./Kg	100.00	100.00			110.00	110.00		
Eggs	Rs./Each	12.20	13.00			13.20	14.00		
Katta	Rs./Kg	820.00	820.00			850.00	850.00		
Sprats	Rs./Kg	500.00	500.00			550.00	550.00		

- Price increased by more than 5% compared to previous week average price.
- Price decreased by more than 5% compared to previous week average price.

Retail Prices



* Prices of food commodities may vary due to quality and markets among other factors.