

Daily Price Report

A Summary of Price Developments - 20 February 2018



Vegetables

- Prices of most varieties of **vegetables** decreased in both **Pettah** and **Dambulla** markets except of **Brinjal** and **Pumpkin**.



Rice

- Wholesale and retail prices of **Samba** decreased significantly in **Pettah** market while **Marandaghamula** market indicated a **marginal increase** in **Nadu** and **Kekulu (white)**.



Other

- Prices of **Red Onions (Imported)** continues to decrease in both **Pettah** and **Dambulla** markets due to **availability of several varieties**.
- Prices of **Potatoes (local)** decreased in both **Pettah** and **Dambulla** markets due to **favourable supply** from **Welimada** and **Jaffna** areas.



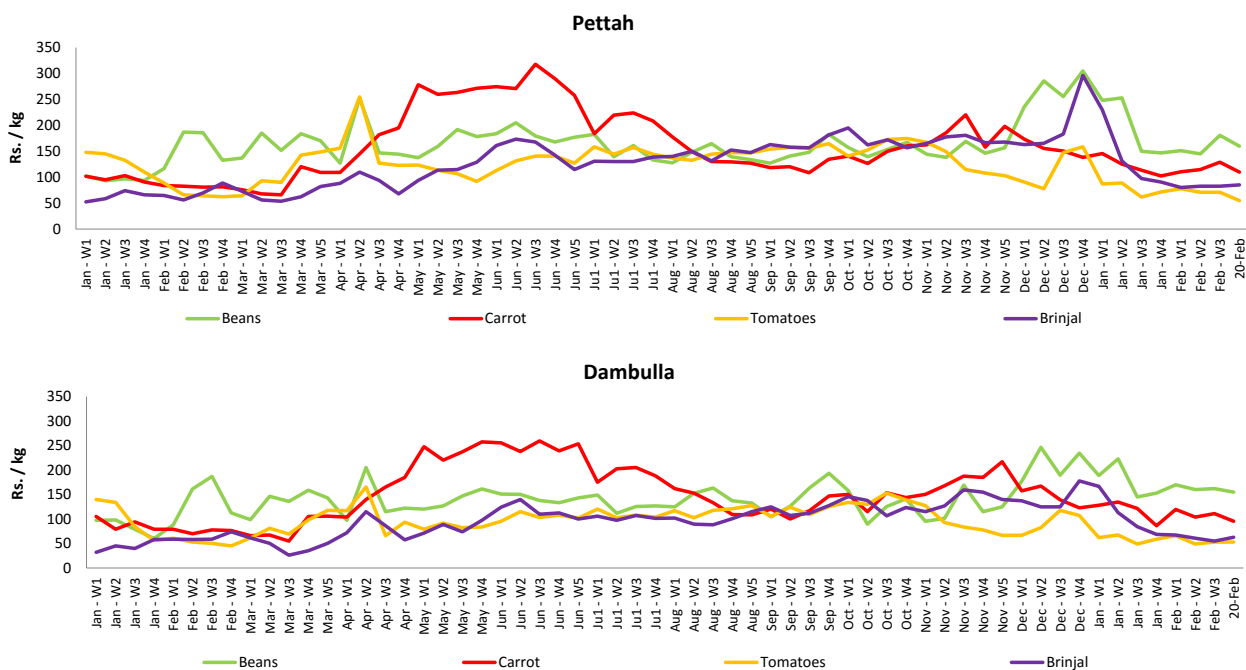
Wholesale and Retail Prices of Selected Food Commodities - 2018/02/20

Vegetables

Item	Unit	Wholesale				Retail			
		Pettah		Dambulla		Pettah		Dambulla	
		Previous 5 Days Average	Today	Previous 5 Days Average	Today	Previous 5 Days Average	Today	Previous 5 Days Average	Today
Beans	Rs./Kg	145.00	120.00	138.00	135.00	178.00	160.00	159.00	155.00
Carrot	Rs./Kg	90.00	75.00	100.00	75.00	127.00	110.00	120.00	95.00
Cabbage	Rs./Kg	41.00	38.00	33.00	28.00	78.00	75.00	53.00	48.00
Tomatoes	Rs./Kg	39.00	28.00	33.00	33.00	70.00	55.00	53.00	53.00
Brinjal	Rs./Kg	56.00	65.00	39.00	43.00	87.00	85.00	59.00	63.00
Pumpkin	Rs./Kg	54.00	60.00	56.00	58.00	80.00	80.00	76.00	78.00
Snake gourd	Rs./Kg	58.00	50.00	41.00	35.00	88.00	80.00	61.00	55.00

- Price increased by more than 5% compared to previous week average price.
- Price decreased by more than 5% compared to previous week average price.

Retail Prices



Wholesale and Retail Prices of Selected Food Commodities - 2018/02/20

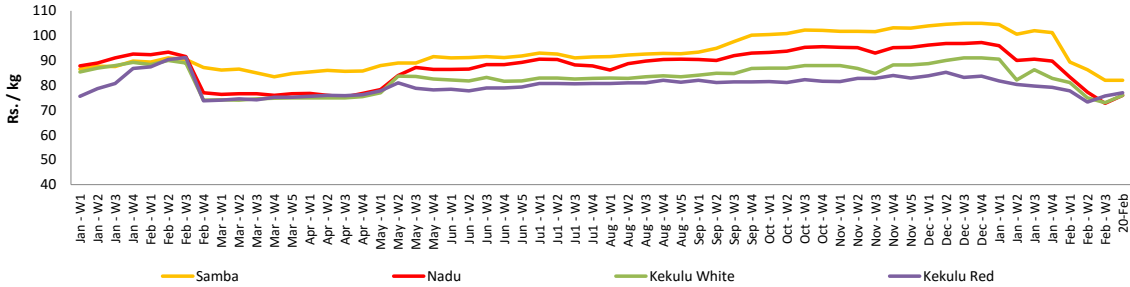
Rice

Item	Unit	Wholesale				Retail	
		Maradaghamula		Pettah		Pettah	
		Previous 5 Days Average	Today	Previous 5 Days Average	Today	Previous 5 Days Average	Today
Samba	Rs./Kg	82.00	82.00	99.00	92.00	105.00	100.00
Nadu	Rs./Kg	73.00	76.00	70.00	70.00	75.00	75.00
Kekulu White	Rs./Kg	73.00	76.00	73.00	73.00	79.00	80.00
Kekulu Red	Rs./Kg	76.00	77.00	72.00	71.00	78.00	78.00

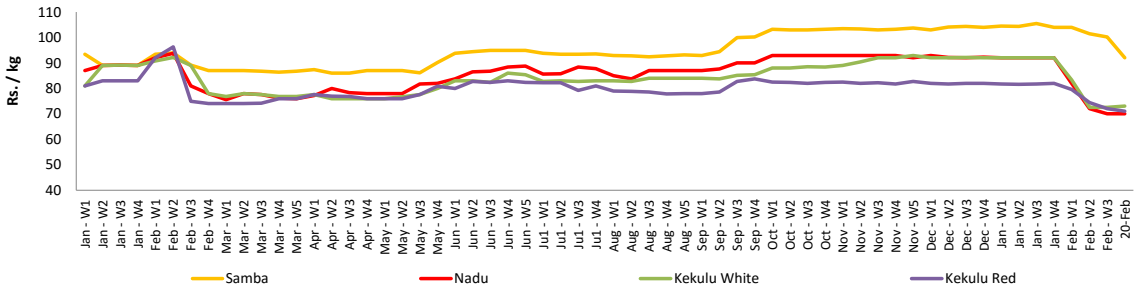
- Price increased by more than 5% compared to previous week average price.
- Price decreased by more than 5% compared to previous week average price.

Wholesale Prices

Marandaghamula

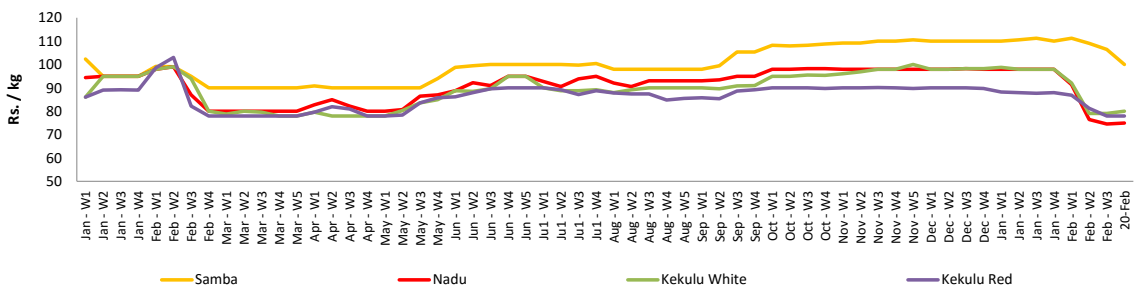


Pettah



Retail Prices

Pettah



Wholesale and Retail Prices of Selected Food Commodities - 2018/02/20

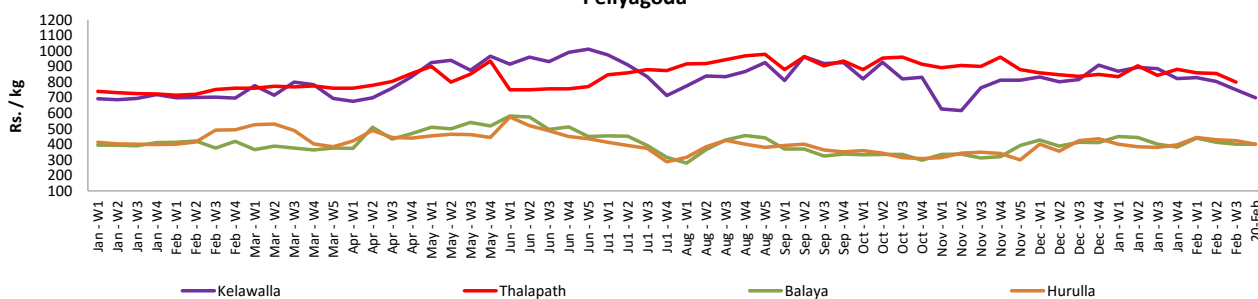
Fish

Item	Unit	Wholesale				Retail			
		Peliyagoda		Negombo		Peliyagoda		Negombo	
		Previous 5 Days Average	Today	Previous 5 Days Average	Today	Previous 5 Days Average	Today	Previous 5 Days Average	Today
Kelawalla	Rs./Kg	478.00	430.00	560.00	550.00	750.00	700.00	844.00	850.00
Thalapath	Rs./Kg	650.00	n.a.	800.00	740.00	800.00	n.a.	978.00	940.00
Balaya	Rs./Kg	296.00	300.00	312.00	270.00	396.00	400.00	492.00	470.00
Paraw	Rs./Kg	506.00	550.00	550.00	580.00	816.00	900.00	818.00	880.00
Salaya	Rs./Kg	124.00	120.00	114.00	130.00	164.00	160.00	200.00	230.00
Hurulla	Rs./Kg	322.00	300.00	318.00	280.00	418.00	400.00	422.00	350.00

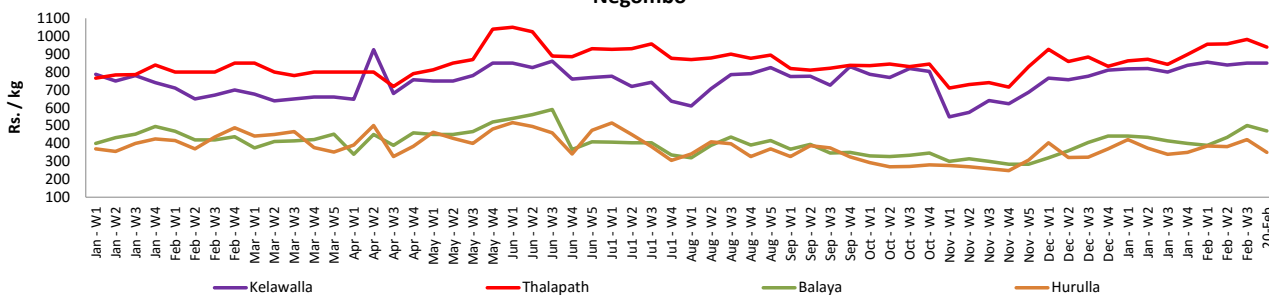
- Price increased by more than 5% compared to previous week average price.
- Price decreased by more than 5% compared to previous week average price.

Retail Prices

Peliyagoda



Negombo



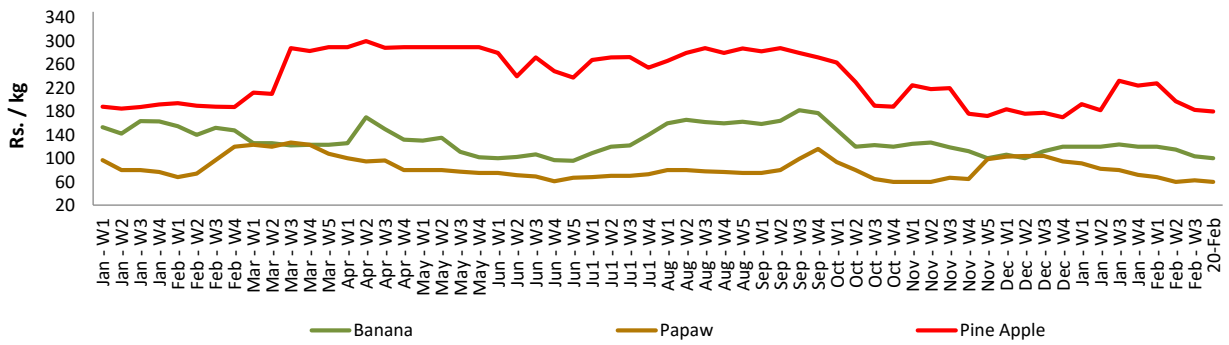
Wholesale and Retail Prices of Selected Food Commodities - 2018/02/20

Fruits

Item	Unit	Wholesale		Retail	
		Pettah			
		Previous 5 Days Average	Today	Previous 5 Days Average	Today
Banana (Sour)	Rs./Kg	66.00	60.00	103.00	100.00
Papaw	Rs./Kg	42.00	40.00	62.00	60.00
Pineapple	Rs./Kg	138.00	140.00	182.00	180.00

- Price increased by more than 5% compared to previous week average price.
- Price decreased by more than 5% compared to previous week average price.

Retail - Pettah



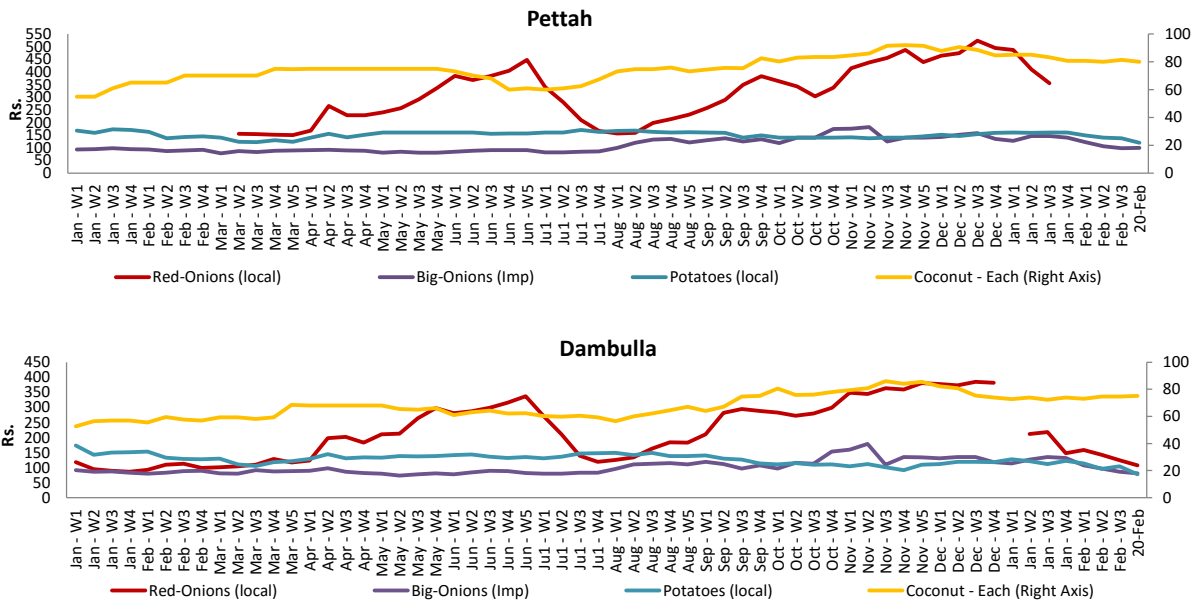
Wholesale and Retail Prices of Selected Food Commodities - 2018/02/20

Other

Item	Unit	Wholesale				Retail			
		Pettah		Dambulla		Pettah		Dambulla	
		Previous 5 Days Average	Today	Previous 5 Days Average	Today	Previous 5 Days Average	Today	Previous 5 Days Average	Today
Red-Onions (local)	Rs./Kg	105.00	n.a.	112.00	95.00	200.00	n.a.	125.00	108.00
Red-Onions (Imp)	Rs./Kg	144.00	120.00	115.00	103.00	182.00	160.00	127.00	113.00
Big-Onions (local)	Rs./Kg	n.a.	n.a.	n.a.	n.a.	n.a.	n.a.	n.a.	n.a.
Big-Onions (Imp)	Rs./Kg	78.00	75.00	76.00	71.00	99.00	100.00	86.00	81.00
Potatoes (local)	Rs./Kg	99.00	80.00	93.00	65.00	134.00	120.00	105.00	78.00
Potatoes (Imp)	Rs./Kg	45.00	45.00			63.00	60.00		
Dried Chillies (Imp)	Rs./Kg	225.00	220.00	221.00	223.00	270.00	270.00	233.00	233.00
Coconut	Rs./Nut	76.00	75.00	69.00	70.00	82.00	80.00	75.00	75.00
Coconut oil	Rs./Ltr	360.00	360.00			384.00	380.00		
Dhal	Rs./Kg	106.00	110.00			123.00	125.00		
Sugar	Rs./Kg	100.00	100.00			110.00	110.00		
Eggs	Rs./Each	12.00	12.00			13.00	13.00		
Katta	Rs./Kg	820.00	820.00			850.00	850.00		
Sprats	Rs./Kg	500.00	500.00			550.00	550.00		

- Price increased by more than 5% compared to previous week average price.
- Price decreased by more than 5% compared to previous week average price.

Retail Prices



* Prices of food commodities may vary due to quality and markets among other factors.