

Daily Price Report

A Summary of Price Developments - 14 February 2018



Vegetables

- Prices of most varieties of **vegetables decreased** in **Dambulla** market while **mixed movements** were observed in **Pettah** market.
- **Favourable supply** from **Northern** province contributed to reduced prices to a larger extent.



Rice

- Wholesale and retail prices of **rice** continued its **decreasing trend** in both **Pettah** and **Marandaghamula** markets.



Fish

- Prices of most varieties of **fish increased** in **Negombo** market **reportedly due to low harvest**.
- However, prices in **Peliyagoda** market demonstrated a **decreasing trend**.



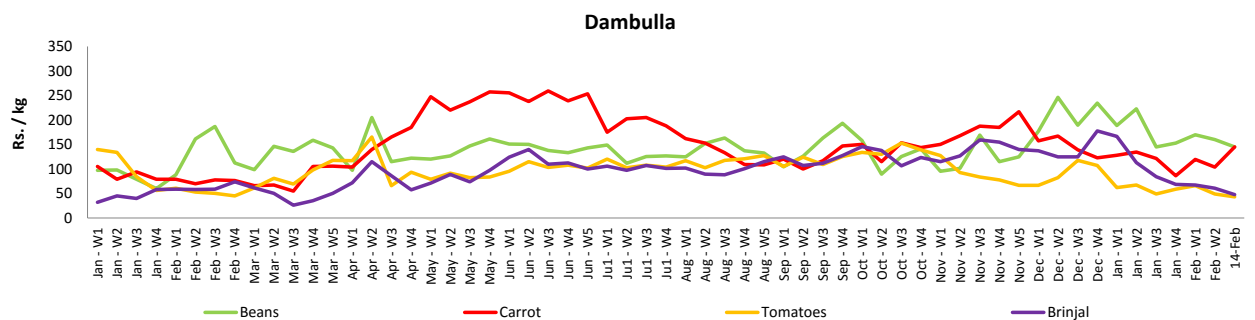
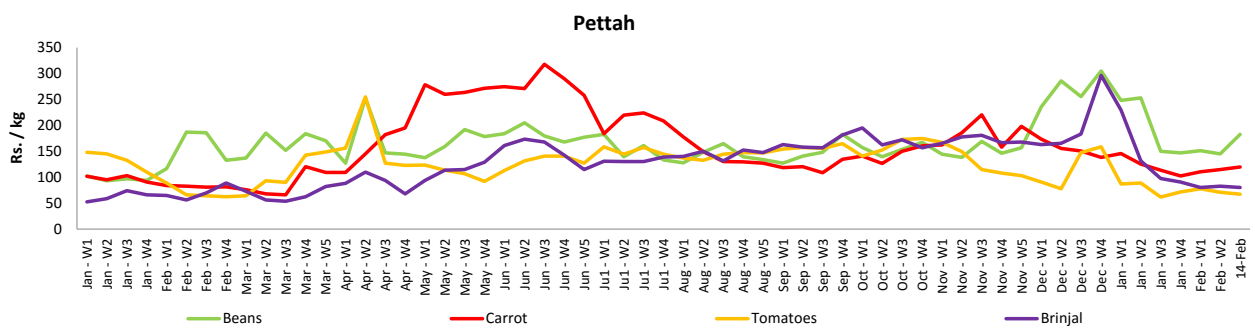
Wholesale and Retail Prices of Selected Food Commodities - 2018/02/14

Vegetables

Item	Unit	Wholesale				Retail			
		Pettah		Dambulla		Pettah		Dambulla	
		Previous 5 Days Average	Today	Previous 5 Days Average	Today	Previous 5 Days Average	Today	Previous 5 Days Average	Today
Beans	Rs./Kg	122.00	145.00	146.00	125.00	152.00	183.00	167.00	145.00
Carrot	Rs./Kg	91.00	88.00	84.00	125.00	124.00	120.00	104.00	145.00
Cabbage	Rs./Kg	37.00	43.00	34.00	28.00	72.00	83.00	54.00	48.00
Tomatoes	Rs./Kg	43.00	40.00	33.00	23.00	72.00	67.00	53.00	43.00
Brinjal	Rs./Kg	54.00	50.00	43.00	28.00	85.00	80.00	63.00	48.00
Pumpkin	Rs./Kg	41.00	60.00	51.00	48.00	67.00	87.00	71.00	68.00
Snake gourd	Rs./Kg	57.00	60.00	39.00	43.00	86.00	87.00	59.00	63.00

- Price increased by more than 5% compared to previous week average price.
- Price decreased by more than 5% compared to previous week average price.

Retail Prices



Wholesale and Retail Prices of Selected Food Commodities - 2018/02/14

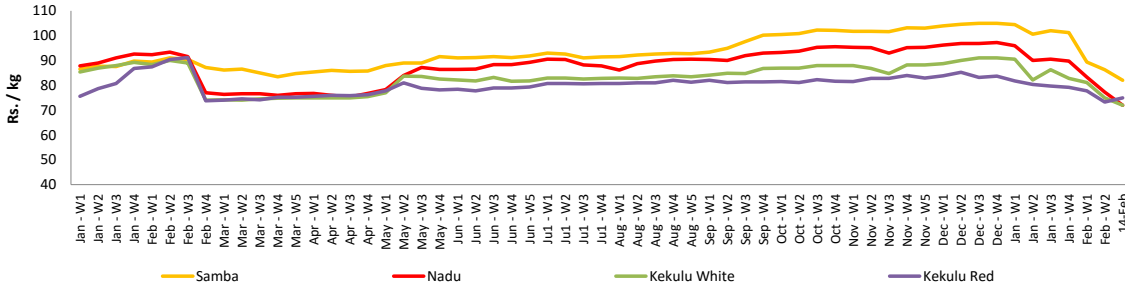
Rice

Item	Unit	Wholesale				Retail	
		Maradaghamula		Pettah		Pettah	
		Previous 5 Days Average	Today	Previous 5 Days Average	Today	Previous 5 Days Average	Today
Samba	Rs./Kg	86.00	82.00	102.00	98.00	109.00	103.00
Nadu	Rs./Kg	77.00	72.00	72.00	70.00	76.00	74.00
Kekulu White	Rs./Kg	75.00	72.00	73.00	72.00	79.00	78.00
Kekulu Red	Rs./Kg	73.00	75.00	74.00	73.00	81.00	78.00

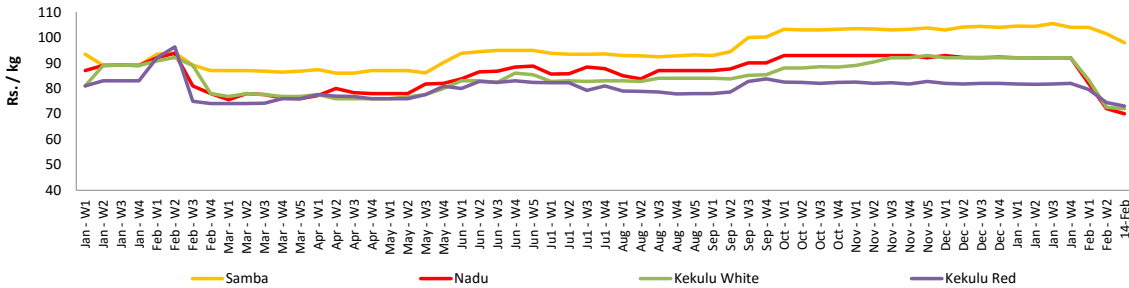
- Price increased by more than 5% compared to previous week average price.
- Price decreased by more than 5% compared to previous week average price.

Wholesale Prices

Maradaghamula

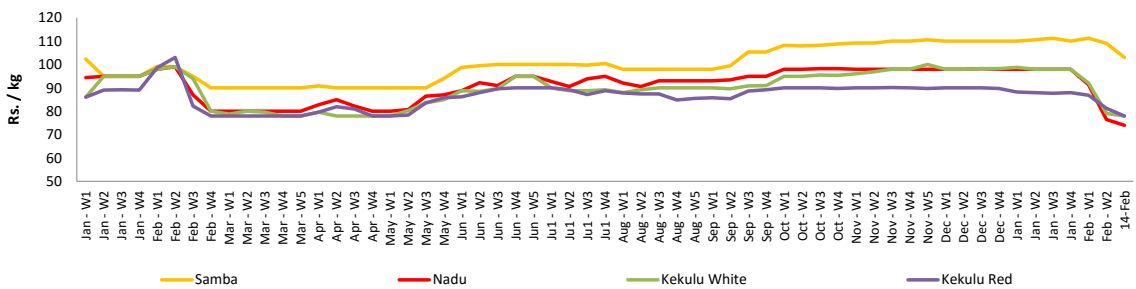


Pettah



Retail Prices

Pettah



Wholesale and Retail Prices of Selected Food Commodities - 2018/02/14

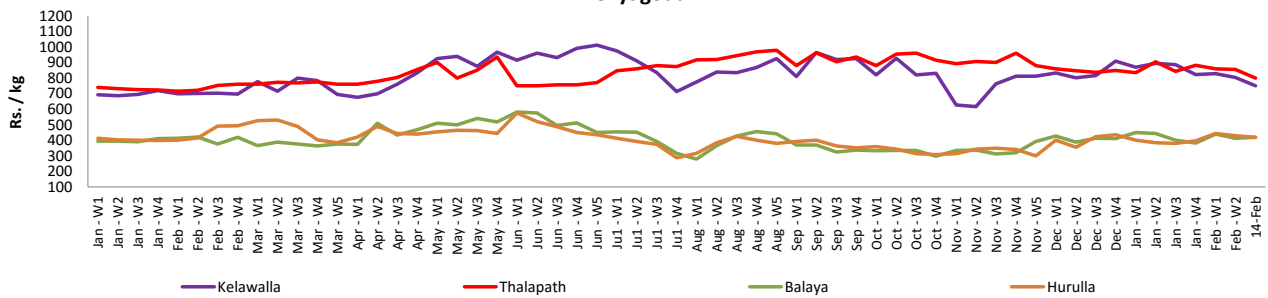
Fish

Item	Unit	Wholesale				Retail			
		Peliyagoda		Negombo		Peliyagoda		Negombo	
		Previous 5 Days Average	Today	Previous 5 Days Average	Today	Previous 5 Days Average	Today	Previous 5 Days Average	Today
Kelawalla	Rs./Kg	516.00	480.00	554.00	580.00	794.00	750.00	842.00	850.00
Thalapath	Rs./Kg	685.00	650.00	764.00	820.00	855.00	800.00	956.00	1000.00
Balaya	Rs./Kg	310.00	320.00	264.00	320.00	410.00	420.00	448.00	500.00
Paraw	Rs./Kg	544.00	500.00	548.00	530.00	890.00	800.00	820.00	800.00
Salaya	Rs./Kg	126.00	120.00	110.00	130.00	168.00	160.00	210.00	220.00
Hurulla	Rs./Kg	324.00	330.00	288.00	340.00	424.00	420.00	382.00	440.00

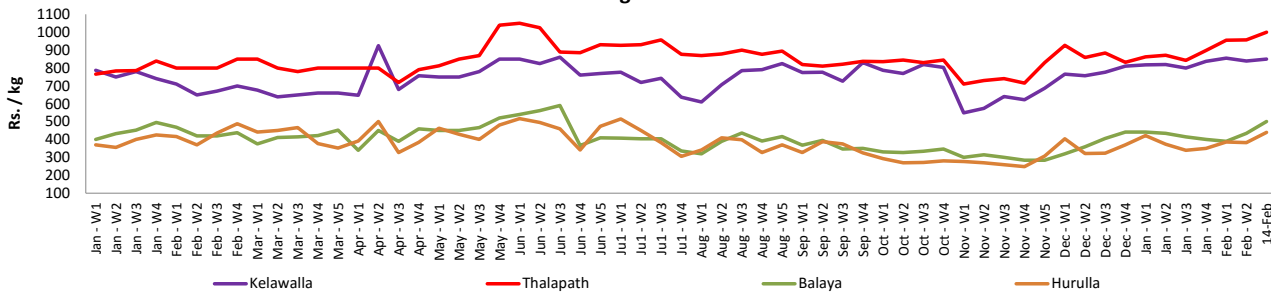
- Price increased by more than 5% compared to previous week average price.
- Price decreased by more than 5% compared to previous week average price.

Retail Prices

Peliyagoda



Negombo



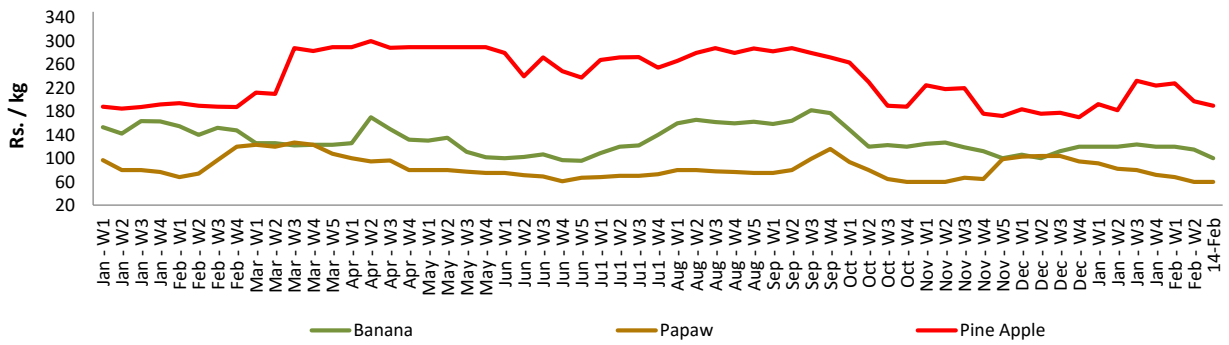
Wholesale and Retail Prices of Selected Food Commodities - 2018/02/14

Fruits

Item	Unit	Wholesale		Retail	
		Pettah			
		Previous 5 Days Average	Today	Previous 5 Days Average	Today
Banana (Sour)	Rs./Kg	73.00	60.00	111.00	100.00
Papaw	Rs./Kg	40.00	40.00	60.00	60.00
Pineapple	Rs./Kg	148.00	140.00	192.00	190.00

- Price increased by more than 5% compared to previous week average price.
- Price decreased by more than 5% compared to previous week average price.

Retail - Pettah



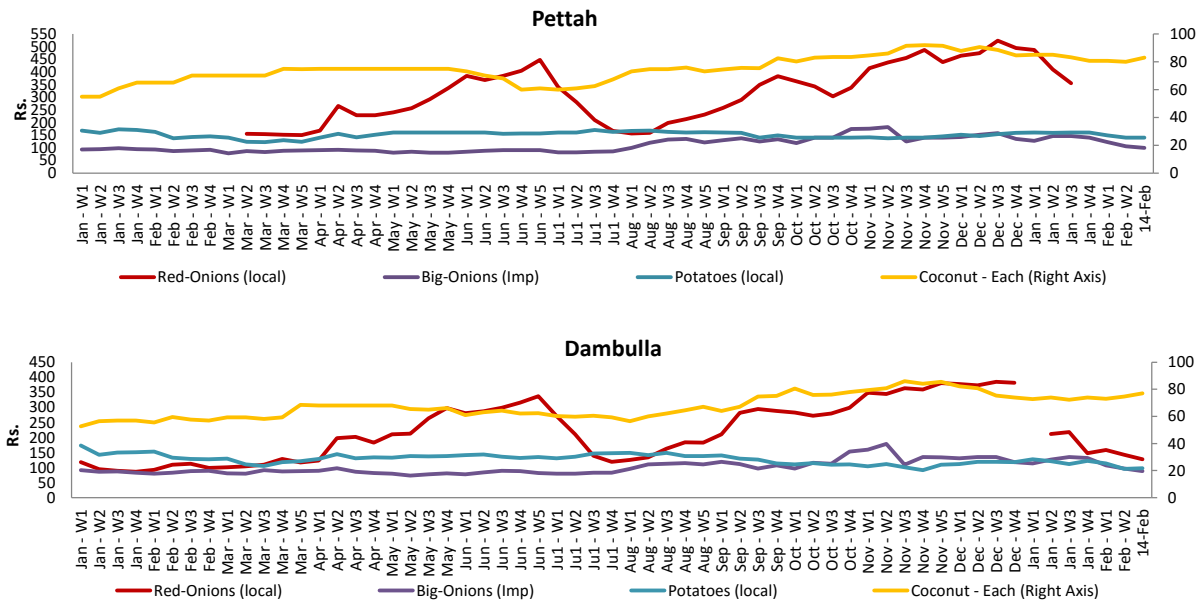
Wholesale and Retail Prices of Selected Food Commodities - 2018/02/14

Other

Item	Unit	Wholesale				Retail			
		Pettah		Dambulla		Pettah		Dambulla	
		Previous 5 Days Average	Today	Previous 5 Days Average	Today	Previous 5 Days Average	Today	Previous 5 Days Average	Today
Red-Onions (local)	Rs./Kg	n.a.	n.a.	132.00	115.00	n.a.	n.a.	143.00	128.00
Red-Onions (Imp)	Rs./Kg	186.00	160.00	149.00	115.00	228.00	200.00	160.00	128.00
Big-Onions (local)	Rs./Kg	n.a.	n.a.	n.a.	n.a.	n.a.	n.a.	n.a.	n.a.
Big-Onions (Imp)	Rs./Kg	84.00	80.00	85.00	78.00	105.00	100.00	96.00	88.00
Potatoes (local)	Rs./Kg	110.00	110.00	86.00	88.00	140.00	140.00	96.00	98.00
Potatoes (Imp)	Rs./Kg	44.00	45.00			60.00	65.00		
Dried Chillies (Imp)	Rs./Kg	220.00	230.00	220.00	225.00	270.00	270.00	231.00	238.00
Coconut	Rs./Nut	75.00	77.00	69.00	71.00	80.00	83.00	75.00	77.00
Coconut oil	Rs./Ltr	360.00	360.00			380.00	380.00		
Dhal	Rs./Kg	110.00	102.00			129.00	120.00		
Sugar	Rs./Kg	100.00	100.00			110.00	110.00		
Eggs	Rs./Each	12.00	12.00			13.00	13.00		
Katta	Rs./Kg	820.00	820.00			850.00	850.00		
Sprats	Rs./Kg	500.00	500.00			550.00	550.00		

- Price increased by more than 5% compared to previous week average price.
- Price decreased by more than 5% compared to previous week average price.

Retail Prices



* Prices of food commodities may vary due to quality and markets among other factors.