

# Daily Price Report

A Summary of Price Developments - 12 February 2018



## Vegetables

- Prices of most varieties of **vegetables** increased significantly in both **Pettah** and **Dambulla** markets.



## Rice

- **Reduced** wholesale and retail prices of **rice** indicated some level of **stability** in both **Pettah** and **Dambulla** markets.



## Fish

- Prices of most varieties of **fish decreased** in **Peliyagoda** market due to **below average demand** while prices in **Negombo** demonstrated **mixed movements**.



## Other

- Prices of **Red Onions** and **Big Onions (Imported)** **decreased** in both **Pettah** and **Dambulla** markets due to **availability of several varieties**.



## Wholesale and Retail Prices of Selected Food Commodities - 2018/02/12

### Vegetables

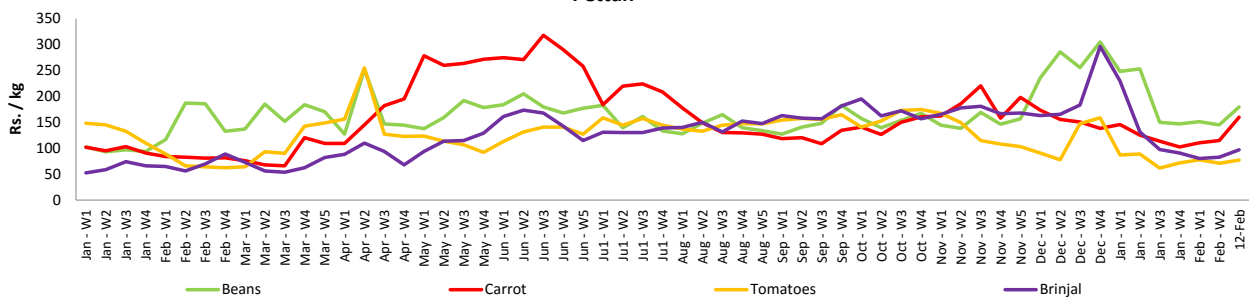
Item	Unit	Wholesale				Retail			
		Pettah		Dambulla		Pettah		Dambulla	
		Previous 5 Days Average	Today	Previous 5 Days Average	Today	Previous 5 Days Average	Today	Previous 5 Days Average	Today
Beans	Rs./Kg	114.00	145.00	139.00	170.00	143.00	180.00	159.00	193.00
Carrot	Rs./Kg	82.00	120.00	89.00	n.a.	114.00	160.00	109.00	n.a.
Cabbage	Rs./Kg	33.00	53.00	29.00	53.00	66.00	93.00	49.00	73.00
Tomatoes	Rs./Kg	43.00	47.00	32.00	48.00	71.00	77.00	52.00	68.00
Brinjal	Rs./Kg	52.00	57.00	42.00	55.00	81.00	97.00	62.00	75.00
Pumpkin	Rs./Kg	41.00	43.00	48.00	58.00	68.00	70.00	68.00	78.00
Snake gourd	Rs./Kg	59.00	57.00	35.00	48.00	87.00	87.00	55.00	68.00

Price increased by more than 5% compared to previous week average price.

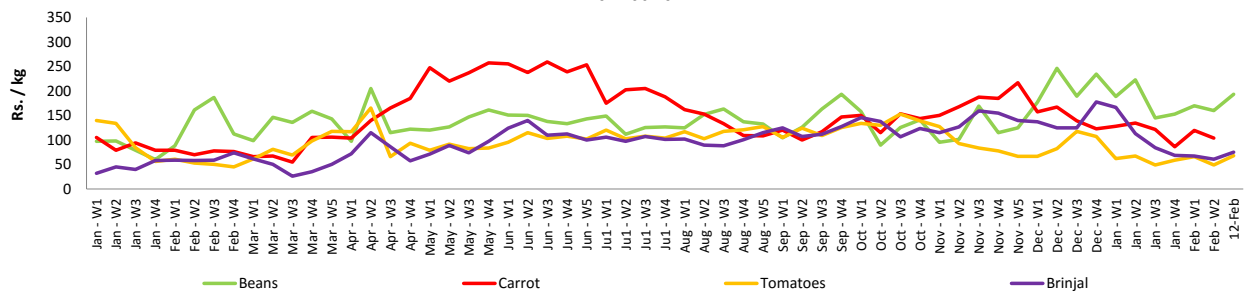
Price decreased by more than 5% compared to previous week average price.

### Retail Prices

#### Pettah



#### Dambulla



# Wholesale and Retail Prices of Selected Food Commodities - 2018/02/12

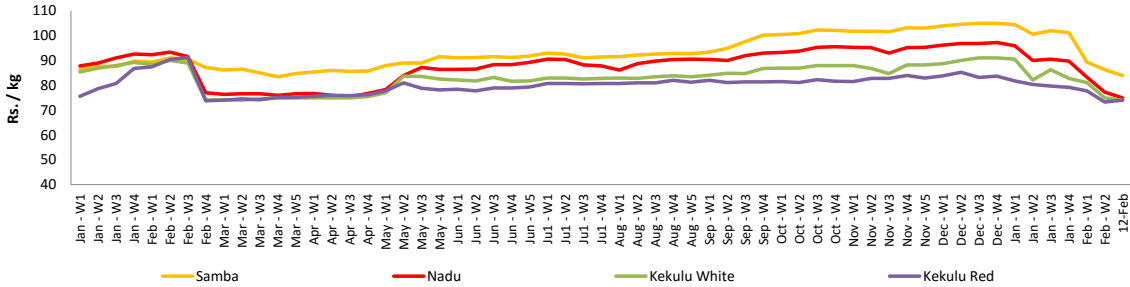
## Rice

Item	Unit	Wholesale				Retail	
		Maradaghamula		Pettah		Pettah	
		Previous 5 Days Average	Today	Previous 5 Days Average	Today	Previous 5 Days Average	Today
Samba	Rs./Kg	86.00	84.00	102.00	102.00	109.00	110.00
Nadu	Rs./Kg	78.00	75.00	73.00	70.00	79.00	75.00
Kekulu White	Rs./Kg	77.00	74.00	74.00	73.00	81.00	80.00
Kekulu Red	Rs./Kg	74.00	74.00	75.00	71.00	82.00	78.00

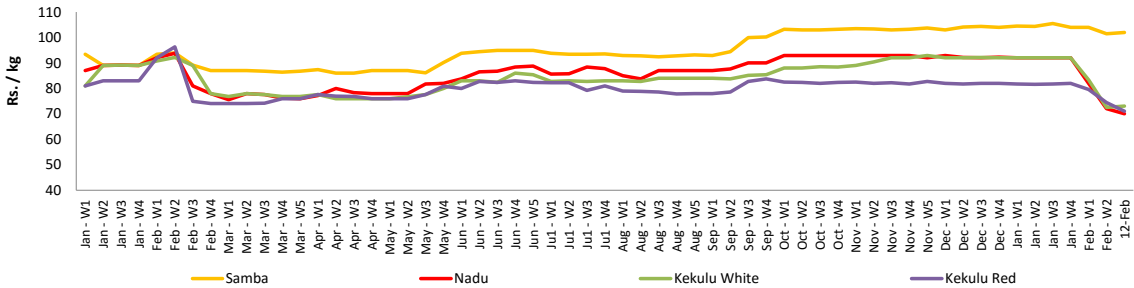
- Price increased by more than 5% compared to previous week average price.
- Price decreased by more than 5% compared to previous week average price.

### Wholesale Prices

#### Marandaghamula

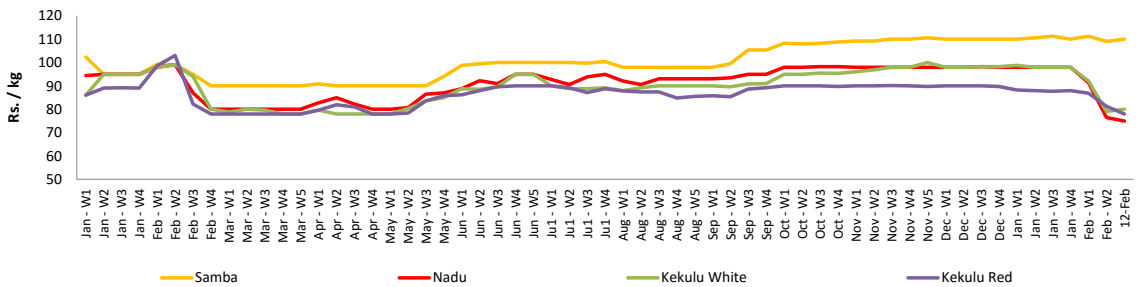


#### Pettah



### Retail Prices

#### Pettah



# Wholesale and Retail Prices of Selected Food Commodities - 2018/02/12

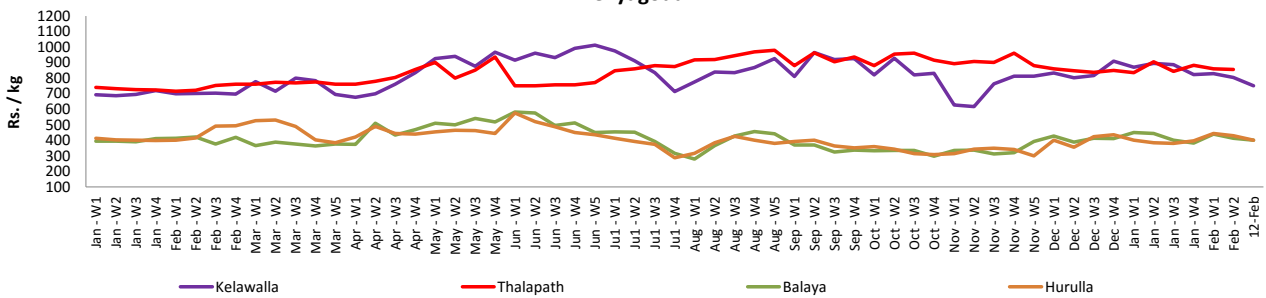
## Fish

Item	Unit	Wholesale				Retail			
		Peliyagoda		Negombo		Peliyagoda		Negombo	
		Previous 5 Days Average	Today	Previous 5 Days Average	Today	Previous 5 Days Average	Today	Previous 5 Days Average	Today
Kelawalla	Rs./Kg	532.00	470.00	548.00	580.00	808.00	750.00	842.00	850.00
Thalapath	Rs./Kg	690.00	n.a.	754.00	780.00	857.00	n.a.	956.00	950.00
Balaya	Rs./Kg	330.00	300.00	244.00	320.00	430.00	400.00	432.00	500.00
Paraw	Rs./Kg	558.00	530.00	540.00	570.00	904.00	880.00	810.00	850.00
Salaya	Rs./Kg	126.00	120.00	116.00	100.00	168.00	160.00	216.00	200.00
Hurulla	Rs./Kg	340.00	300.00	292.00	280.00	440.00	400.00	386.00	380.00

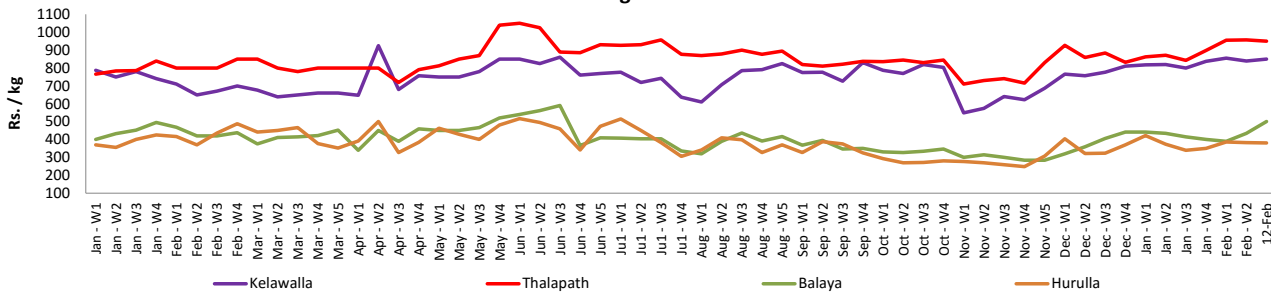
- Price increased by more than 5% compared to previous week average price.
- Price decreased by more than 5% compared to previous week average price.

### Retail Prices

#### Peliyagoda



#### Negombo



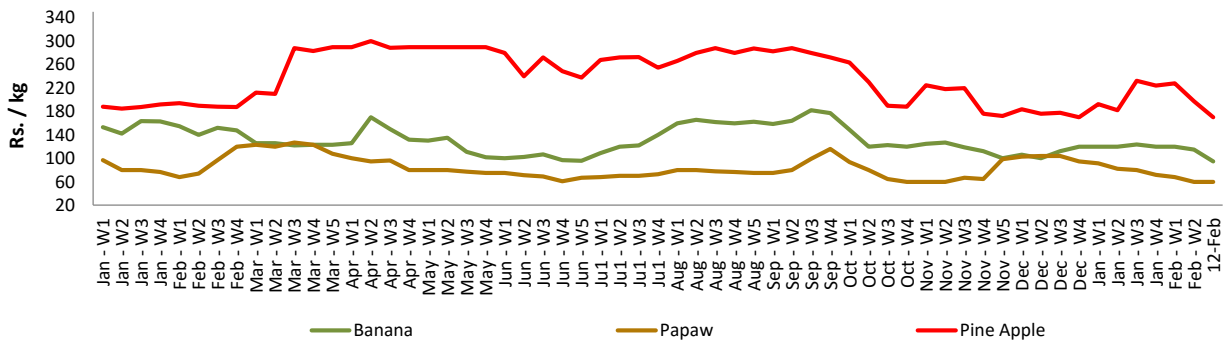
## Wholesale and Retail Prices of Selected Food Commodities - 2018/02/12

### Fruits

Item	Unit	Wholesale		Retail	
		Pettah			
		Previous 5 Days Average	Today	Previous 5 Days Average	Today
Banana (Sour)	Rs./Kg	76.00	65.00	116.00	95.00
Papaw	Rs./Kg	40.00	40.00	61.00	60.00
Pineapple	Rs./Kg	160.00	120.00	204.00	170.00

- Price increased by more than 5% compared to previous week average price.
- Price decreased by more than 5% compared to previous week average price.

Retail - Pettah



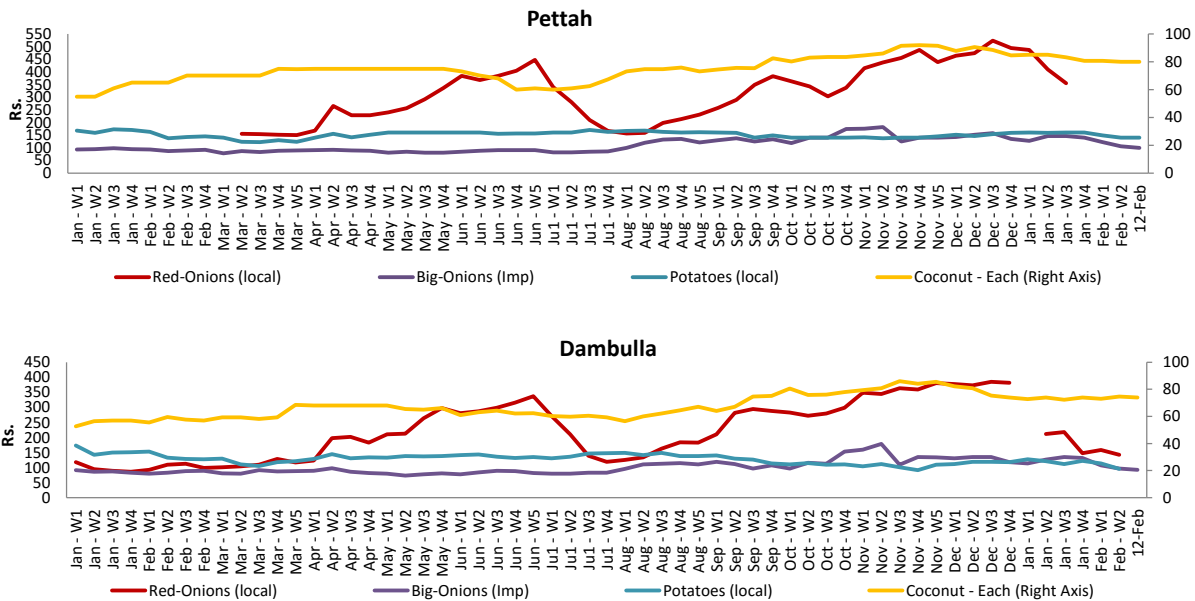
# Wholesale and Retail Prices of Selected Food Commodities - 2018/02/12

## Other

Item	Unit	Wholesale				Retail			
		Pettah		Dambulla		Pettah		Dambulla	
		Previous 5 Days Average	Today	Previous 5 Days Average	Today	Previous 5 Days Average	Today	Previous 5 Days Average	Today
Red-Onions (local)	Rs./Kg	n.a.	n.a.	132.00	n.a.	n.a.	n.a.	143.00	n.a.
Red-Onions (Imp)	Rs./Kg	179.00	160.00	149.00	125.00	218.00	200.00	160.00	138.00
Big-Onions (local)	Rs./Kg	n.a.	n.a.	n.a.	n.a.	n.a.	n.a.	n.a.	n.a.
Big-Onions (Imp)	Rs./Kg	85.00	80.00	86.00	83.00	107.00	100.00	97.00	93.00
Potatoes (local)	Rs./Kg	116.00	110.00	91.00	n.a.	144.00	140.00	101.00	n.a.
Potatoes (Imp)	Rs./Kg	44.00	40.00			60.00	60.00		
Dried Chillies (Imp)	Rs./Kg	220.00	220.00	224.00	205.00	270.00	270.00	235.00	218.00
Coconut	Rs./Nut	76.00	75.00	69.00	68.00	81.00	80.00	75.00	74.00
Coconut oil	Rs./Ltr	360.00	360.00			382.00	380.00		
Dhal	Rs./Kg	110.00	110.00			129.00	130.00		
Sugar	Rs./Kg	100.00	100.00			110.00	110.00		
Eggs	Rs./Each	12.00	12.00			13.00	13.00		
Katta	Rs./Kg	820.00	820.00			850.00	850.00		
Sprats	Rs./Kg	500.00	500.00			550.00	550.00		

- Price increased by more than 5% compared to previous week average price.
- Price decreased by more than 5% compared to previous week average price.

### Retail Prices



\* Prices of food commodities may vary due to quality and markets among other factors.