

Daily Price Report

A Summary of Price Developments - 09 February 2018



Vegetables

- Prices of most varieties of **vegetables** continued its **decreasing trend** in both **Pettah** and **Dambulla** markets due to **favourable supply developments**.



Rice

- **Wholesale** prices and **retail** prices of **most varieties of rice** **decreased** in both **Marandaghamula** and **Pettah** markets as **new stocks are being received**.



Fish

- Prices of most varieties of **fish** **decreased** in **Peliyagoda** market due to **below average demand** while prices in **Negombo** demonstrated **mixed movements**.



Fruits

- Prices of **Pineapple** and **Banana (sour)** indicated a **declining** trend in **Pettah** market due to **favourable supply**.



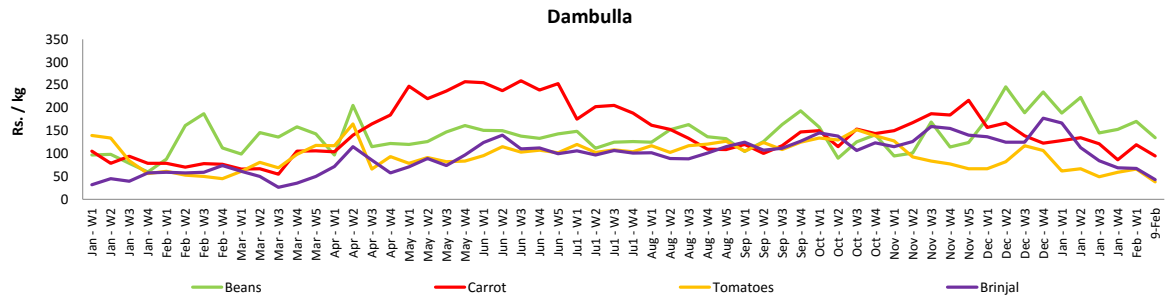
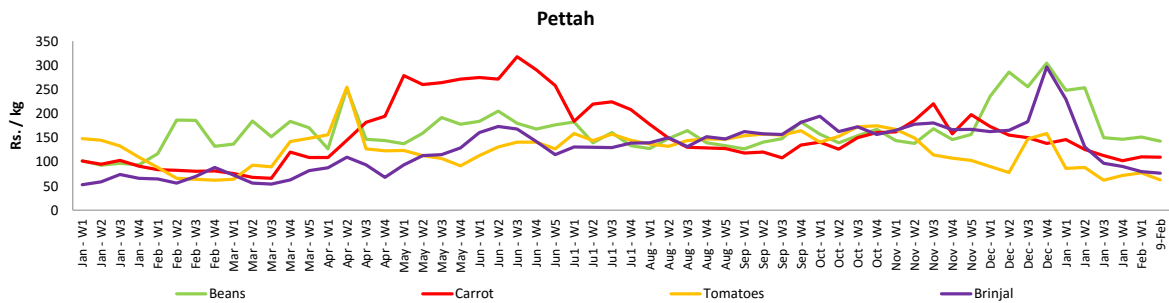
Wholesale and Retail Prices of Selected Food Commodities - 2018/02/09

Vegetables

Item	Unit	Wholesale				Retail			
		Pettah		Dambulla		Pettah		Dambulla	
		Previous 5 Days Average	Today	Previous 5 Days Average	Today	Previous 5 Days Average	Today	Previous 5 Days Average	Today
Beans	Rs./Kg	116.00	113.00	149.00	115.00	146.00	143.00	169.00	135.00
Carrot	Rs./Kg	82.00	75.00	97.00	75.00	115.00	110.00	117.00	95.00
Cabbage	Rs./Kg	36.00	30.00	33.00	18.00	69.00	60.00	53.00	38.00
Tomatoes	Rs./Kg	46.00	33.00	37.00	18.00	75.00	63.00	57.00	38.00
Brinjal	Rs./Kg	52.00	47.00	47.00	23.00	81.00	77.00	67.00	43.00
Pumpkin	Rs./Kg	43.00	40.00	44.00	58.00	71.00	62.00	63.00	78.00
Snake gourd	Rs./Kg	60.00	53.00	35.00	35.00	90.00	77.00	55.00	55.00

- Price increased by more than 5% compared to previous week average price.
- Price decreased by more than 5% compared to previous week average price.

Retail Prices



Wholesale and Retail Prices of Selected Food Commodities - 2018/02/09

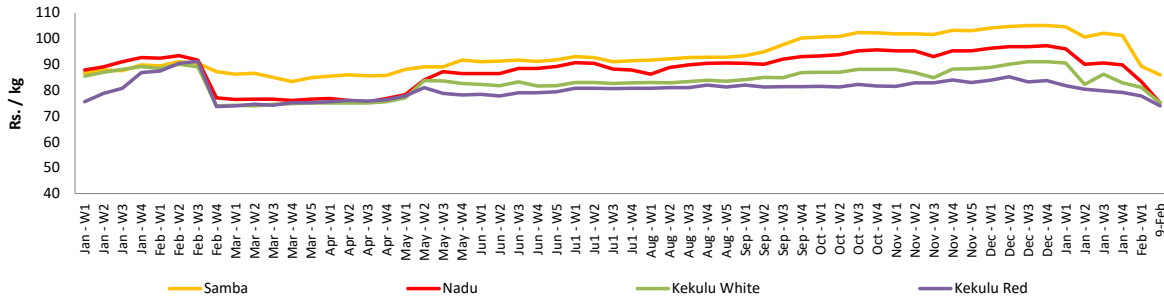
Rice

Item	Unit	Wholesale				Retail	
		Maradaghamula		Pettah		Pettah	
		Previous 5 Days Average	Today	Previous 5 Days Average	Today	Previous 5 Days Average	Today
Samba	Rs./Kg	87.00	86.00	102.00	102.00	110.00	110.00
Nadu	Rs./Kg	80.00	75.00	75.00	70.00	81.00	75.00
Kekulu White	Rs./Kg	78.00	75.00	76.00	73.00	82.00	80.00
Kekulu Red	Rs./Kg	75.00	74.00	77.00	71.00	84.00	77.00

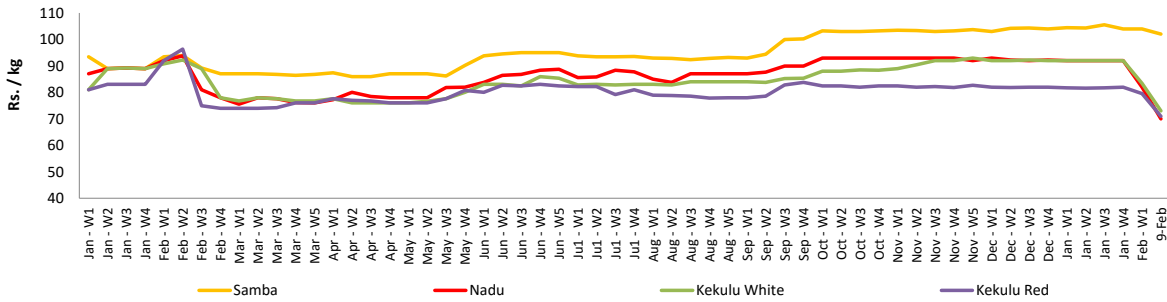
- Price increased by more than 5% compared to previous week average price.
- Price decreased by more than 5% compared to previous week average price.

Wholesale Prices

Marandaghamula

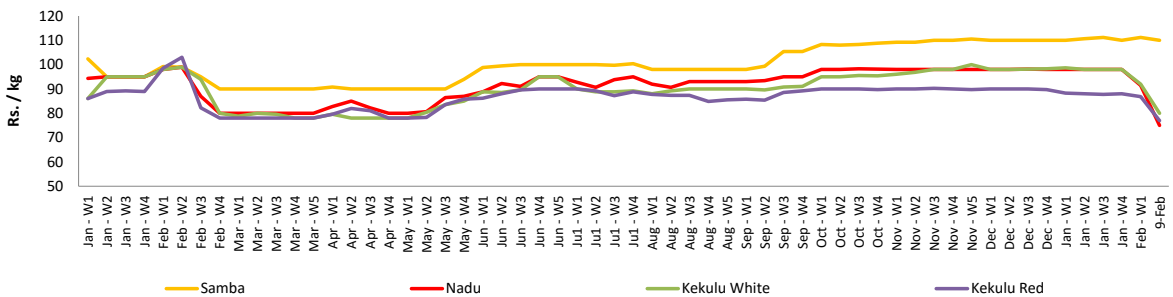


Pettah



Retail Prices

Pettah



Wholesale and Retail Prices of Selected Food Commodities - 2018/02/09

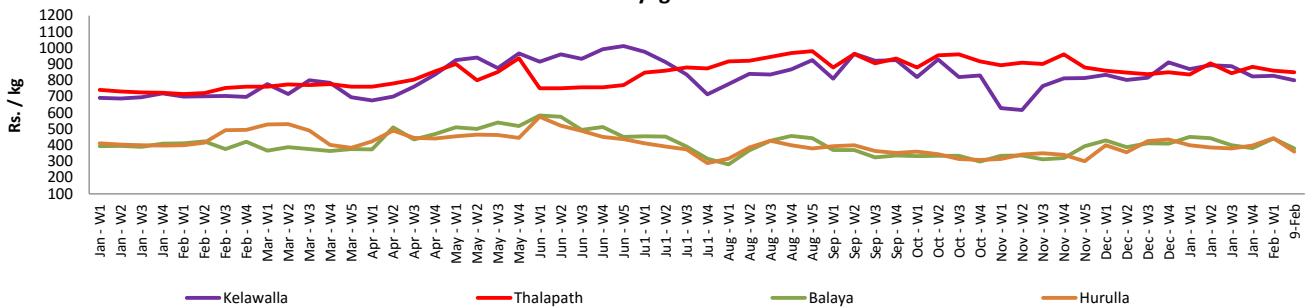
Fish

Item	Unit	Wholesale				Retail			
		Peliyagoda		Negombo		Peliyagoda		Negombo	
		Previous 5 Days Average	Today	Previous 5 Days Average	Today	Previous 5 Days Average	Today	Previous 5 Days Average	Today
Kelawalla	Rs./Kg	544.00	520.00	542.00	580.00	818.00	800.00	842.00	850.00
Thalapath	Rs./Kg	683.00	670.00	744.00	780.00	840.00	850.00	956.00	950.00
Balaya	Rs./Kg	340.00	280.00	220.00	320.00	442.00	380.00	408.00	500.00
Paraw	Rs./Kg	578.00	450.00	540.00	530.00	924.00	800.00	810.00	800.00
Salaya	Rs./Kg	126.00	120.00	118.00	100.00	168.00	160.00	216.00	200.00
Hurulla	Rs./Kg	364.00	260.00	290.00	280.00	464.00	360.00	384.00	380.00

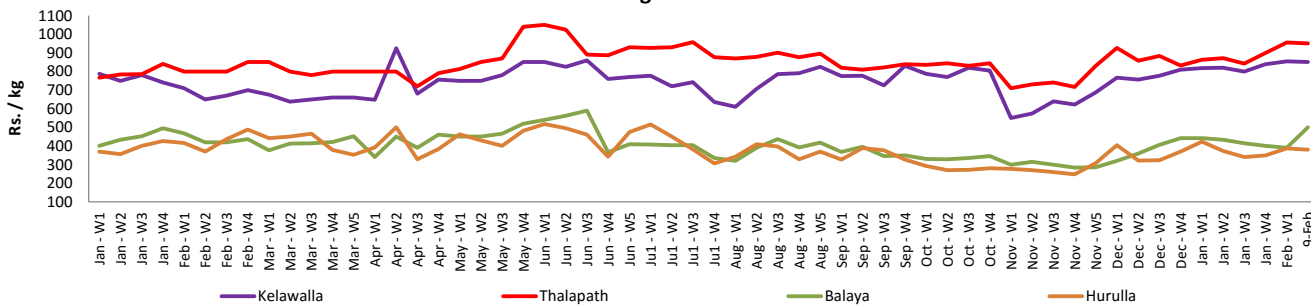
- Price increased by more than 5% compared to previous week average price.
- Price decreased by more than 5% compared to previous week average price.

Retail Prices

Peliyagoda



Negombo

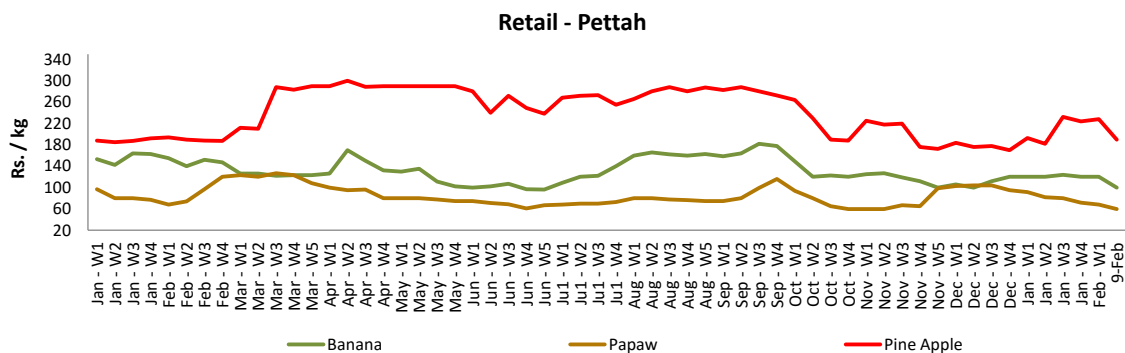


Wholesale and Retail Prices of Selected Food Commodities - 2018/02/09

Fruits

Item	Unit	Wholesale		Retail	
		Pettah			
		Previous 5 Days Average	Today	Previous 5 Days Average	Today
Banana (Sour)	Rs./Kg	78.00	70.00	120.00	100.00
Papaw	Rs./Kg	40.00	40.00	62.00	60.00
Pineapple	Rs./Kg	168.00	140.00	212.00	190.00

- Price increased by more than 5% compared to previous week average price.
- Price decreased by more than 5% compared to previous week average price.



Wholesale and Retail Prices of Selected Food Commodities - 2018/02/09

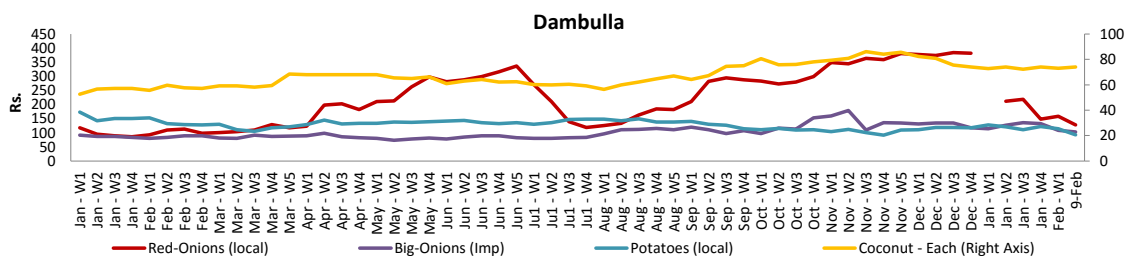
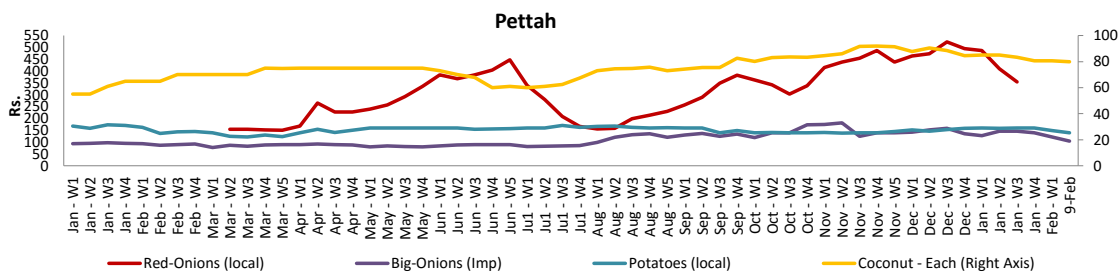
Other

Item	Unit	Wholesale				Retail			
		Pettah		Dambulla		Pettah		Dambulla	
		Previous 5 Days Average	Today	Previous 5 Days Average	Today	Previous 5 Days Average	Today	Previous 5 Days Average	Today
Red-Onions (local)	Rs./Kg	n.a.	n.a.	136.00	118.00	n.a.	n.a.	148.00	128.00
Red-Onions (Imp)	Rs./Kg	168.00	180.00	143.00	153.00	204.00	220.00	155.00	163.00
Big-Onions (local)	Rs./Kg	n.a.	n.a.	n.a.	n.a.	n.a.	n.a.	n.a.	n.a.
Big-Onions (Imp)	Rs./Kg	85.00	85.00	84.00	93.00	109.00	105.00	96.00	103.00
Potatoes (local)	Rs./Kg	116.00	110.00	97.00	83.00	144.00	140.00	108.00	93.00
Potatoes (Imp)	Rs./Kg	43.00	45.00			60.00	60.00		
Dried Chillies (Imp)	Rs./Kg	220.00	220.00	224.00	223.00	270.00	270.00	236.00	233.00
Coconut	Rs./Nut	76.00	75.00	68.00	68.00	81.00	80.00	74.00	74.00
Coconut oil	Rs./Ltr	360.00	360.00			384.00	380.00		
Dhal	Rs./Kg	110.00	110.00			130.00	125.00		
Sugar	Rs./Kg	100.00	100.00			110.00	110.00		
Eggs	Rs./Each	12.00	12.00			13.00	13.00		
Katta	Rs./Kg	820.00	820.00			850.00	850.00		
Sprats	Rs./Kg	500.00	500.00			550.00	550.00		

Price increased by more than 5% compared to previous week average price.

Price decreased by more than 5% compared to previous week average price.

Retail Prices



* Prices of food commodities may vary due to quality and markets among other factors.