

Daily Price Report

A Summary of Price Developments - 01 February 2018



Vegetables

- Prices of most varieties of **up country vegetables** increased in both **Pettah** and **Dambulla** markets while **low country vegetable** varieties indicated **mixed movements**.



Rice

- **Wholesale prices and retail prices** of most varieties of rice decreased in both **Marandaghamula** and **Pettah** markets as **new stocks are being received**.



Other

- Prices of **Red Onions** and **Big Onions (Imported)** decreased in both **Pettah** and **Dambulla** markets due to **availability of high level of stocks**.



Wholesale and Retail Prices of Selected Food Commodities - 2018/02/01

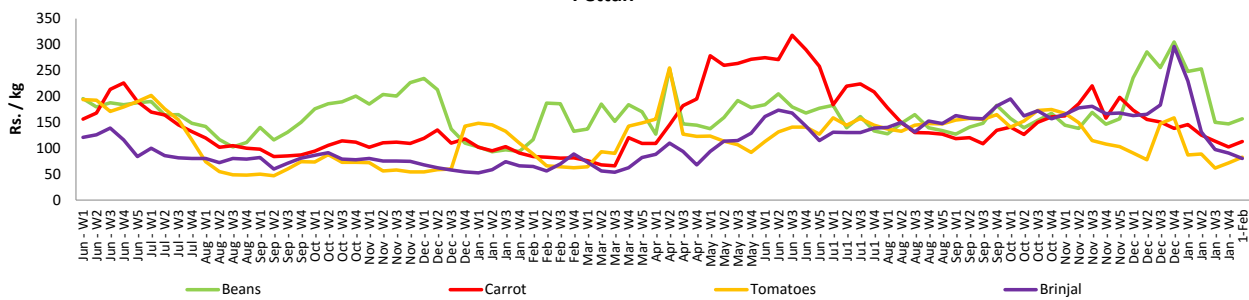
Vegetables

Item	Unit	Wholesale				Retail			
		Pettah		Dambulla		Pettah		Dambulla	
		Previous 5 Days Average	Today	Previous 5 Days Average	Today	Previous 5 Days Average	Today	Previous 5 Days Average	Today
Beans	Rs./Kg	119.00	123.00	145.00	165.00	151.00	157.00	165.00	185.00
Carrot	Rs./Kg	72.00	77.00	77.00	115.00	106.00	113.00	97.00	135.00
Cabbage	Rs./Kg	38.00	43.00	32.00	38.00	70.00	78.00	52.00	58.00
Tomatoes	Rs./Kg	44.00	48.00	46.00	43.00	75.00	83.00	66.00	63.00
Brinjal	Rs./Kg	56.00	50.00	47.00	48.00	87.00	80.00	67.00	68.00
Pumpkin	Rs./Kg	39.00	47.00	42.00	35.00	69.00	76.00	62.00	55.00
Snake gourd	Rs./Kg	64.00	57.00	45.00	38.00	94.00	90.00	65.00	58.00

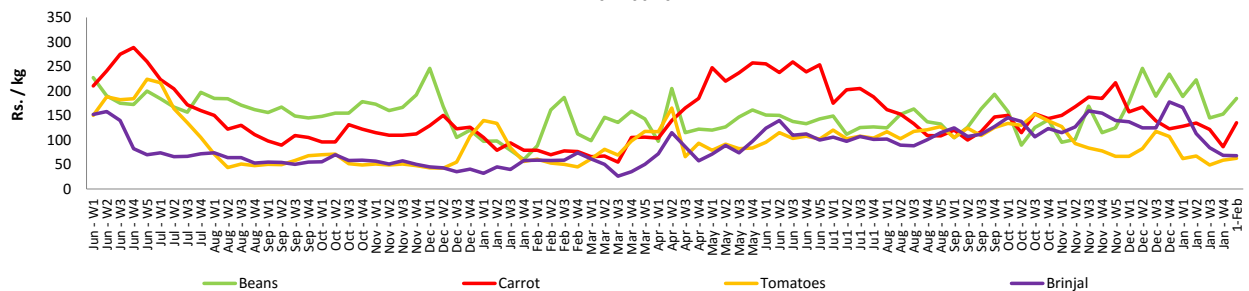
- Price increased by more than 5% compared to previous week average price.
- Price decreased by more than 5% compared to previous week average price.

Retail Prices

Pettah



Dambulla



Wholesale and Retail Prices of Selected Food Commodities - 2018/02/01

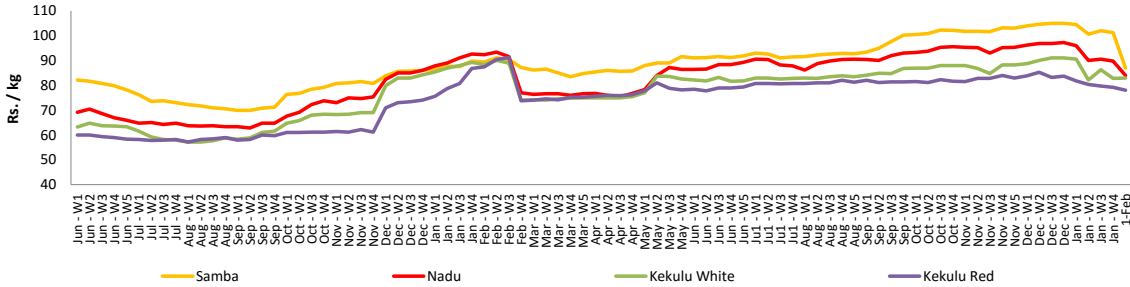
Rice

Item	Unit	Wholesale				Retail	
		Maradaghamula		Pettah		Pettah	
		Previous 5 Days Average	Today	Previous 5 Days Average	Today	Previous 5 Days Average	Today
Samba	Rs./Kg	95.00	87.00	104.00	103.00	111.00	111.00
Nadu	Rs./Kg	87.00	84.00	88.00	78.00	96.00	87.00
Kekulu White	Rs./Kg	81.00	83.00	88.00	81.00	96.00	88.00
Kekulu Red	Rs./Kg	79.00	78.00	81.00	79.00	88.00	86.00

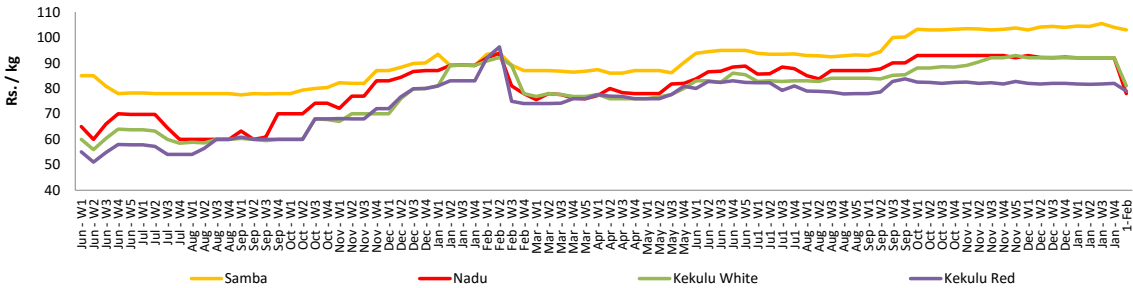
- Price increased by more than 5% compared to previous week average price.
- Price decreased by more than 5% compared to previous week average price.

Wholesale Prices

Marandaghamula

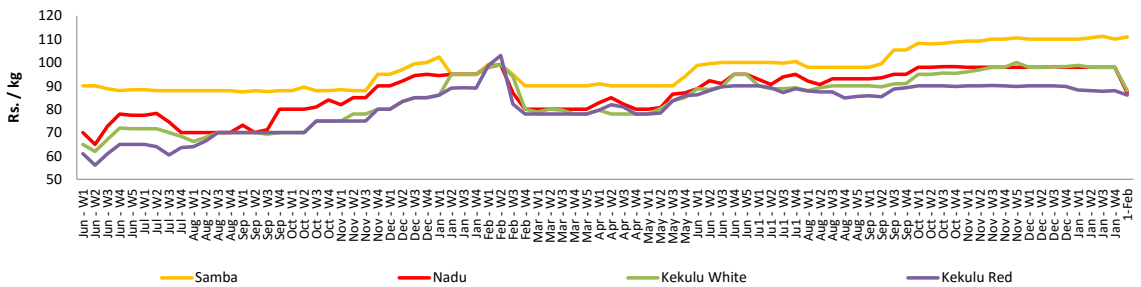


Pettah



Retail Prices

Pettah



Wholesale and Retail Prices of Selected Food Commodities - 2018/02/01

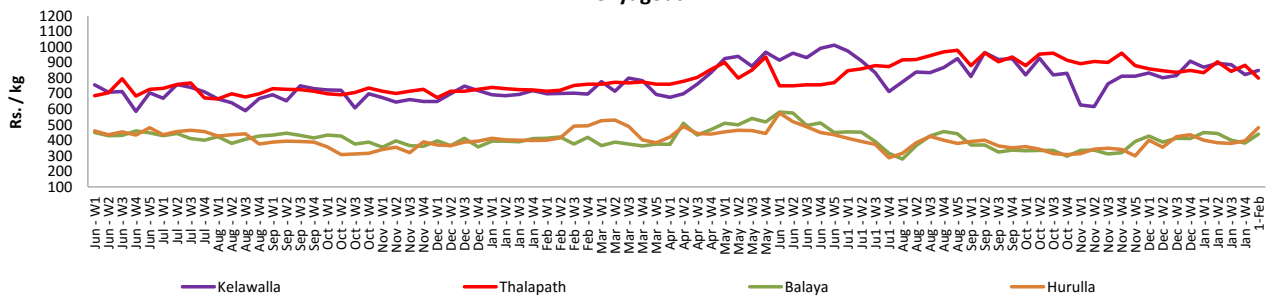
Fish

Item	Unit	Wholesale				Retail			
		Peliyagoda		Negombo		Peliyagoda		Negombo	
		Previous 5 Days Average	Today	Previous 5 Days Average	Today	Previous 5 Days Average	Today	Previous 5 Days Average	Today
Kelawalla	Rs./Kg	564.00	580.00	534.00	550.00	828.00	850.00	830.00	850.00
Thalapath	Rs./Kg	704.00	650.00	710.00	730.00	884.00	800.00	936.00	950.00
Balaya	Rs./Kg	316.00	330.00	216.00	200.00	416.00	440.00	388.00	380.00
Paraw	Rs./Kg	518.00	550.00	554.00	530.00	840.00	900.00	844.00	800.00
Salaya	Rs./Kg	118.00	120.00	108.00	110.00	168.00	160.00	200.00	200.00
Hurulla	Rs./Kg	306.00	380.00	266.00	270.00	408.00	480.00	366.00	370.00

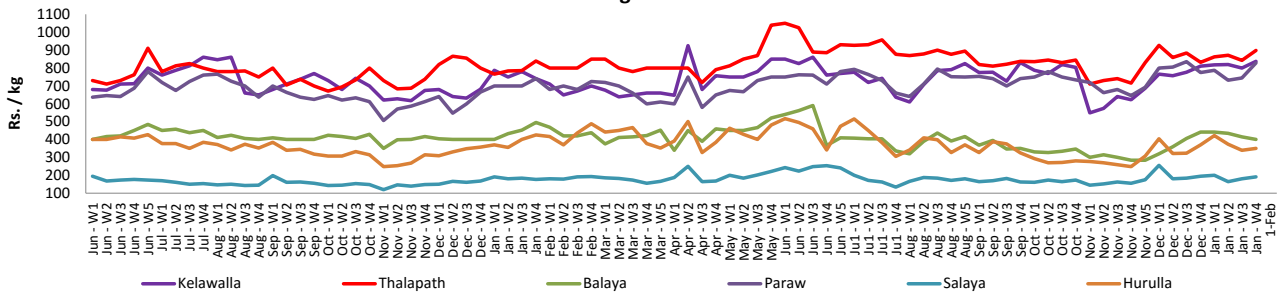
- Price increased by more than 5% compared to previous week average price.
- Price decreased by more than 5% compared to previous week average price.

Retail Prices

Peliyagoda



Negombo



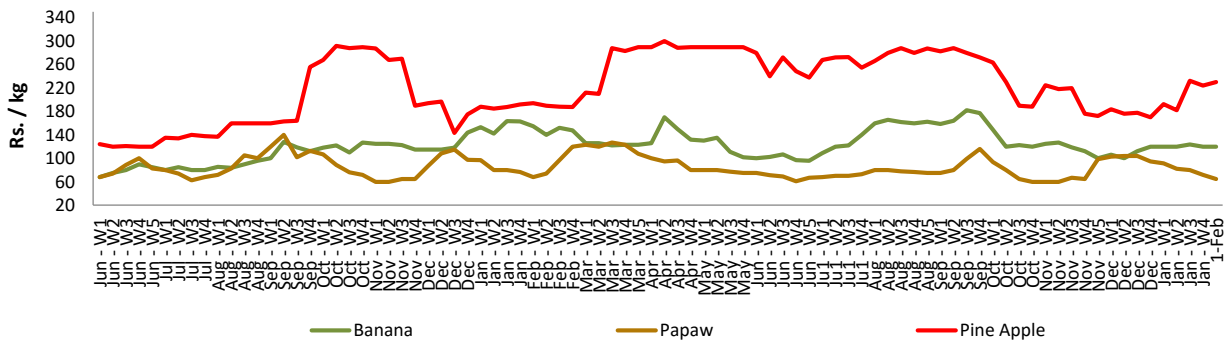
Wholesale and Retail Prices of Selected Food Commodities - 2018/02/01

Fruits

Item	Unit	Wholesale		Retail	
		Pettah			
		Previous 5 Days Average	Today	Previous 5 Days Average	Today
Banana (Sour)	Rs./Kg	82.00	80.00	120.00	120.00
Papaw	Rs./Kg	46.00	40.00	71.00	65.00
Pineapple	Rs./Kg	176.00	180.00	226.00	230.00

- Price increased by more than 5% compared to previous week average price.
- Price decreased by more than 5% compared to previous week average price.

Retail - Pettah



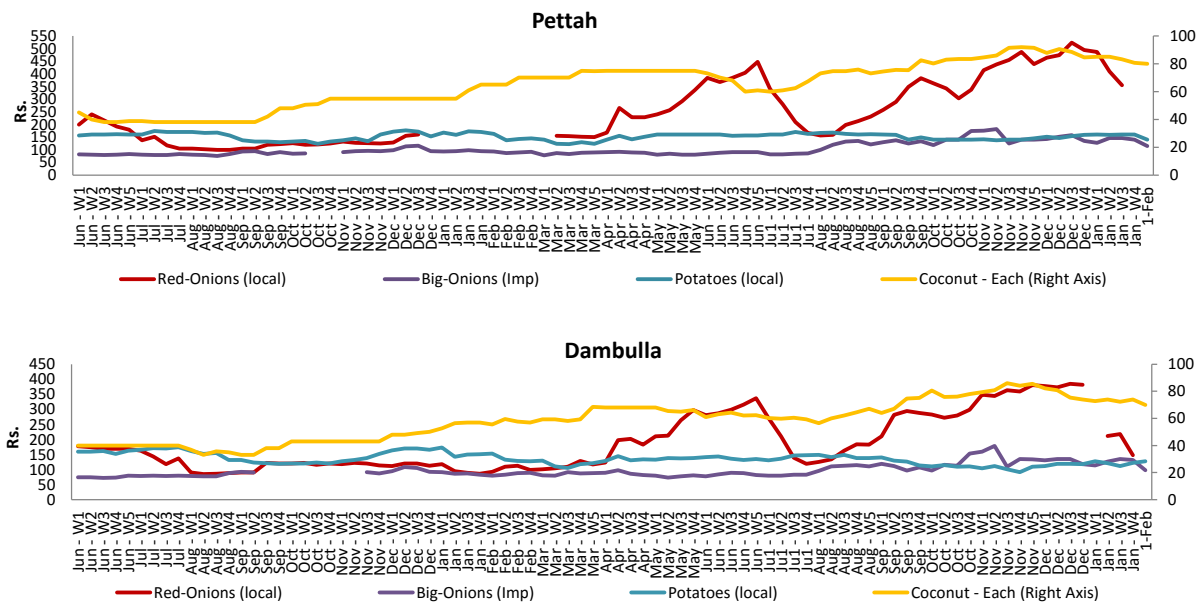
Wholesale and Retail Prices of Selected Food Commodities - 2018/02/01

Other

Item	Unit	Wholesale				Retail			
		Pettah		Dambulla		Pettah		Dambulla	
		Previous 5 Days Average	Today	Previous 5 Days Average	Today	Previous 5 Days Average	Today	Previous 5 Days Average	Today
Red-Onions (local)	Rs./Kg	n.a.	n.a.	105.00	n.a.	n.a.	n.a.	118.00	n.a.
Red-Onions (Imp)	Rs./Kg	179.00	125.00	145.00	125.00	218.00	150.00	155.00	138.00
Big-Onions (local)	Rs./Kg	n.a.	n.a.	n.a.	n.a.	n.a.	n.a.	n.a.	n.a.
Big-Onions (Imp)	Rs./Kg	115.00	85.00	115.00	85.00	133.00	115.00	127.00	98.00
Potatoes (local)	Rs./Kg	116.00	110.00	106.00	115.00	153.00	140.00	118.00	128.00
Potatoes (Imp)	Rs./Kg	43.00	40.00			63.00	60.00		
Dried Chillies (Imp)	Rs./Kg	214.00	220.00	214.00	225.00	264.00	270.00	225.00	238.00
Coconut	Rs./Nut	75.00	75.00	67.00	65.00	80.00	80.00	73.00	70.00
Coconut oil	Rs./Ltr	348.00	360.00			372.00	390.00		
Dhal	Rs./Kg	113.00	110.00			128.00	130.00		
Sugar	Rs./Kg	102.00	100.00			110.00	110.00		
Eggs	Rs./Each	11.80	12.00			12.80	13.00		
Katta	Rs./Kg	820.00	820.00			850.00	850.00		
Sprats	Rs./Kg	500.00	500.00			550.00	550.00		

- Price increased by more than 5% compared to previous week average price.
- Price decreased by more than 5% compared to previous week average price.

Retail Prices



* Prices of food commodities may vary due to quality and markets among other factors.